

香港交易及結算所有限公司及香港聯合交易所有限公司對本公告的內容概不負責，對其準確性或完整性亦不發表任何聲明，並明確表示，概不對因本公告全部或任何部分內容而產生或因依賴該等內容而引致的任何損失承擔任何責任。



**福萊特玻璃集團股份有限公司**

**Flat Glass Group Co., Ltd.**

(於中華人民共和國註冊成立的股份有限公司)

(股份代號：6865)

### 海外監管公告

本公告乃由福萊特玻璃集團股份有限公司(「本公司」)根據香港聯合交易所有限公司證券上市規則第13.10B條作出。

以下為本公司於上海證券交易所網站刊登之《福萊特玻璃集團股份有限公司2021年第二次臨時股東大會；2021年第二次A股類別股東大會及2021年第二次H股類別股東大會會議資料》，僅供參閱。

承董事會命

福萊特玻璃集團股份有限公司

董事長

阮洪良

中國浙江省嘉興市，二零二一年八月十一日

在本公告之日，本公司的執行董事為阮洪良先生、姜瑾華女士、魏葉忠先生、沈其甫先生，而本公司的獨立非執行董事為徐攀女士、華富蘭女士和吳幼娟女士。

2021

2021 A

2021 H







2021

2021

2021

H

A

“ ” “ ”

2021

2021

A

2021

H

2021 8 20

13 00-13 50

2021

2021

A

2021

H

“ ” “ ” “ ”

2021

2021

2021

A

2021

H

**2021**

**2021**

**A**

**2021**

**H**

2021 8 20

14:00

2021

2021

A

2021

H

959

**2021**

2021

A

“ ”

“ ”

“ ”

A

A

;

( )

---

( )

2021 8 20

2021

**2021**

**A**

A

A

2021

A

2021 8 20

**2021**

**A**

A

A

A

A

400,000

400,000

A

100

A

6

A

A

A



1

$$A \quad A \quad 20$$

$$A \quad 20$$

A

$$20 \quad A \quad = \quad 20 \quad A \quad /$$

$$20 \quad A \quad A \quad =$$

$$A \quad / \quad A$$

2

A

$$P_1 = P_0 / (1+n)$$

$$P_1 = (P_0 + A \times k) / (1+k)$$

$$P_1 = (P_0 + A \times k) / (1+n+k)$$

$$P_1 = P_0 - D$$

$$P_1 = (P_0 - D + A \times k) / (1+n+k)$$

$$A \quad P_1 \quad P_0 \quad n$$

$$k \quad D$$

$$/$$

A

/

A

A

**1**

A

A

30

15

90%

A

20

A

A

30

**2**



30

**1**

A

2

30

70%

A

30

A

2

A

A

A

**2**

A

A





2

3

10%

4

A

400,000

2021 8 20

2021

**2021**

**A**

A

2021

A

2021



**2021**

**A**

A

A

A

A

1

A

“ ”

40

40

2

A

A

A

A

A

A

A

A

400,000

400,000

A

100

A

6

A

A

A

1

“ ” A

A

$I=B \times i$

I

B

A

“ ” “

”

i A

2

1

A

2

A

3

A

4 A

A

1

A

20

A

20

A

20

A

= 20

A

/

20

A

A

=

A

/

A

2

A

$$P1 = P0 / (1+n)$$

$$P1 = (P0 + A \times k) / (1+k)$$

$$P1 = (P0 + A \times k) / (1+n+k)$$

$$P1 = P0 - D$$

$$P1 = (P0 - D + A \times k) / (1+n+k)$$

P1

P0

n

A

k

D

/

A

/

A

A

**1**

A

A

30

15

90%

A

20

A

A

30

**2**

A

=A

/

A

1

A

5

A

A

A

2

A

1

A

30

15

130%

130%

2

A

3,000

$$IA = B \times i \times t / 365$$

IA

B

A

i

A

t

30

1

A

2

30

70%

A

30

A

2

A

A

A

2

A

A

A

A

A

A

A

A

A

A

A

A

A

1

1

A

2

2

1

2

3

4

5

6

7

3

1

2

3

10%

4

A

400,000

|   |       |                   |                   |
|---|-------|-------------------|-------------------|
|   |       |                   |                   |
| 1 | 75    | 239,312.70        | 194,500.00        |
| 2 |       | 66,515.96         | 65,800.00         |
| 3 | 1,500 | 20,697.75         | 19,700.00         |
| 4 |       | 120,000.00        | 120,000.00        |
|   |       | <b>446,526.41</b> | <b>400,000.00</b> |

A

A

A

1

|  | 2021 3 31               | 2020 12 31              | 2019 12 31              | 2018 12 31              |
|--|-------------------------|-------------------------|-------------------------|-------------------------|
|  |                         |                         |                         |                         |
|  | 2,293,694,382.07        | 1,589,967,013.69        | 613,000,364.84          | 683,018,973.73          |
|  | 1,100,000,000.00        | 400,000,000.00          | -                       | -                       |
|  | 39,913.02               | 1,445,666.57            | 1,117,793.99            | 6,172,390.30            |
|  | 527,714,968.57          | 546,772,640.17          | 1,976,383,235.76        | 911,294,531.23          |
|  | 1,036,965,655.86        | 1,388,373,649.20        | 1,107,245,636.40        | 821,195,179.32          |
|  | 1,237,085,688.64        | 684,530,748.37          | -                       | -                       |
|  | 533,484,197.38          | 363,154,384.40          | 93,183,465.96           | 65,474,835.88           |
|  | 27,533,834.09           | 24,267,677.88           | 3,684,181.68            | 1,296,794.21            |
|  | 810,335,771.15          | 479,395,186.67          | 483,619,647.17          | 377,123,199.96          |
|  | 140,078,416.97          | 91,369,716.90           | 174,510,375.27          | 181,666,205.48          |
|  | <b>7,706,932,827.75</b> | <b>5,569,276,683.85</b> | <b>4,452,744,701.07</b> | <b>3,047,242,110.11</b> |
|  |                         |                         |                         |                         |
|  | 54,619,757.50           | 53,970,165.00           | -                       | -                       |
|  | 16,091,169.37           | 13,914,841.66           | -                       | -                       |
|  | 19,875,833.83           | 20,233,701.43           | 21,665,171.83           | 23,096,642.23           |
|  | 3,581,079,094.34        | 3,333,698,217.15        | 3,070,665,219.42        | 2,166,275,875.65        |

|  | 2021 3 31                | 2020 12 31               | 2019 12 31              | 2018 12 31              |
|--|--------------------------|--------------------------|-------------------------|-------------------------|
|  | 2,590,822,500.87         | 1,937,151,385.42         | 936,828,544.14          | 962,570,065.48          |
|  | 173,810,161.12           | 173,805,026.26           | 188,930,554.53          | -                       |
|  | 523,271,923.86           | 529,570,040.37           | 427,130,471.49          | 536,809,851.25          |
|  | 6,714,459.23             | 5,175,651.56             | 6,935,053.37            | 2,777,526.55            |
|  | 28,331,099.76            | 25,990,515.11            | 18,458,589.23           | 19,005,748.81           |
|  | 935,009,345.68           | 603,014,147.21           | 268,922,264.83          | 195,771,282.04          |
|  | <b>7,929,625,345.56</b>  | <b>6,696,523,691.17</b>  | <b>4,939,535,868.84</b> | <b>3,906,306,992.01</b> |
|  | <b>15,636,558,173.31</b> | <b>12,265,800,375.02</b> | <b>9,392,280,569.91</b> | <b>6,953,549,102.12</b> |
|  |                          |                          |                         |                         |
|  | 482,856,500.00           | 617,402,035.00           | 1,316,277,482.79        | 450,399,136.69          |
|  | 699,510.94               | -                        | 917,754.01              | 738,000.00              |
|  | 956,668,576.43           | 713,571,260.89           | 338,562,948.43          | 219,832,038.07          |
|  | 1,342,470,431.28         | 1,294,643,492.26         | 1,854,705,642.59        | 1,216,541,204.11        |
|  | 124,495,350.79           | 91,178,042.21            | 24,993,817.16           | 14,042,379.21           |
|  | 47,545,246.26            | 48,938,953.78            | 31,758,290.80           | 26,225,994.20           |
|  | 256,381,804.45           | 303,432,110.05           | 129,352,280.77          | 81,681,336.98           |
|  | 98,113,215.34            | 100,815,515.00           | 45,543,202.52           | 38,681,381.51           |
|  | 6,171,482.48             | 2,856,171.00             | 4,831,749.01            | 1,562,660.53            |
|  | 299,000.00               | 299,000.00               | -                       | -                       |
|  | 295,708,500.00           | 160,819,952.95           | 711,977,777.21          | 201,905,909.70          |
|  | <b>3,604,939,135.49</b>  | <b>3,330,801,362.14</b>  | <b>4,454,089,196.28</b> | <b>2,250,047,380.47</b> |
|  |                          |                          |                         |                         |
|  | 1,145,992,460.17         | 1,375,011,882.07         | 281,902,410.30          | 989,439,412.61          |
|  | -                        | 236,681,991.63           | -                       | -                       |
|  | 11,482,283.85            | 11,508,090.39            | 11,016,173.42           | -                       |
|  | 42,128,293.44            | 44,014,924.20            | 86,975,757.21           | -                       |
|  | 30,922,194.76            | 33,039,484.74            | 45,408,644.70           | 45,408,645.01           |
|  | <b>1,230,525,232.22</b>  | <b>1,700,256,373.03</b>  | <b>425,302,985.63</b>   | <b>1,034,848,057.62</b> |
|  | <b>4,835,464,367.71</b>  | <b>5,031,057,735.17</b>  | <b>4,879,392,181.91</b> | <b>3,284,895,438.09</b> |
|  |                          |                          |                         |                         |
|  | 536,548,313.50           | 510,312,197.00           | 487,500,000.00          | 450,000,000.00          |
|  | -                        | 49,401,670.49            | -                       | -                       |

|  | 2021 3 31                | 2020 12 31               | 2019 12 31              | 2018 12 31              |
|--|--------------------------|--------------------------|-------------------------|-------------------------|
|  | 4,794,143,908.15         | 2,045,095,156.05         | 839,115,113.41          | 622,230,162.41          |
|  | 28,359,000.00            | 28,359,000.00            | -                       | -                       |
|  | -24,149,546.72           | -26,338,876.15           | 5,935,642.83            | -4,685,190.57           |
|  | 14,830,775.60            | 14,369,931.38            | 11,810,858.31           | 9,425,627.41            |
|  | 220,705,199.31           | 220,705,199.31           | 193,555,355.70          | 168,158,907.37          |
|  | 5,287,374,155.76         | 4,449,556,361.77         | 2,974,971,417.75        | 2,423,524,157.41        |
|  | 10,801,093,805.60        | 7,234,742,639.85         | 4,512,888,388.00        | 3,668,653,664.03        |
|  | -                        | -                        | -                       | -                       |
|  | <b>10,801,093,805.60</b> | <b>7,234,742,639.85</b>  | <b>4,512,888,388.00</b> | <b>3,668,653,664.03</b> |
|  | <b>15,636,558,173.31</b> | <b>12,265,800,375.02</b> | <b>9,392,280,569.91</b> | <b>6,953,549,102.12</b> |

2

|  | 2021                    | 2020                    | 2019                    | 2018                    |
|--|-------------------------|-------------------------|-------------------------|-------------------------|
|  | <b>2,056,716,792.92</b> | <b>6,260,417,792.26</b> | <b>4,806,804,020.96</b> | <b>3,063,802,709.44</b> |
|  | 858,931,976.57          | 3,346,641,311.75        | 3,289,735,511.36        | 2,232,762,168.05        |
|  | 16,284,524.92           | 61,083,688.80           | 35,026,838.85           | 28,635,983.23           |
|  | 88,887,168.44           | 301,854,852.77          | 255,112,912.72          | 128,327,434.68          |
|  | 57,577,774.90           | 172,349,032.43          | 121,498,560.29          | 117,786,385.22          |
|  | 92,827,454.78           | 284,717,812.81          | 204,151,559.30          | 113,246,196.64          |
|  | -5,302,166.53           | 141,528,692.18          | 53,129,460.34           | 1,611,581.32            |
|  | 16,426,273.54           | 80,273,151.69           | 65,388,264.94           | 25,791,618.68           |
|  | 9,917,004.54            | 16,412,291.81           | 17,902,429.34           | 18,599,358.49           |
|  | 4,774,900.19            | 25,471,233.82           | 30,189,426.63           | 24,929,136.86           |
|  | 8,479,094.32            | 5,675,836.26            | 6,908,081.15            | -16,191,214.96          |
|  | 2,176,327.71            | 2,614,841.66            | -                       | -                       |
|  | -2,105,264.49           | 1,245,626.59            | -5,234,350.32           | 13,259,290.30           |
|  | -2,376,619.88           | -71,783,469.77          | -14,697,934.51          | 2,589,390.06            |
|  | 4,515,785.89            | -29,914,991.88          | -12,816,559.04          | 7,363,612.81            |
|  | -343,958.67             | -18,018,346.26          | -                       |                         |

|  |                       |                         |                       |                       |
|--|-----------------------|-------------------------|-----------------------|-----------------------|
|  | 644,682.60            | 3,899,465.44            | 184,158.59            | 129,905.64            |
|  | <b>961,707,819.44</b> | <b>1,873,908,041.69</b> | <b>862,670,244.12</b> | <b>466,145,258.99</b> |
|  | 123,890,025.45        | 245,124,254.06          | 145,426,535.45        | 58,830,542.68         |
|  | <b>837,817,793.99</b> | <b>1,628,783,787.63</b> | <b>717,243,708.67</b> | <b>407,314,716.31</b> |
|  | -                     | -                       | -                     | -                     |
|  | 837,817,793.99        | 1,628,783,787.63        | 717,243,708.67        | 407,314,716.31        |
|  | <b>2,189,329.43</b>   | <b>-32,274,518.98</b>   | <b>10,620,833.40</b>  | <b>11,271,623.87</b>  |
|  | 2,189,329.43          | -32,274,518.98          | 10,620,833.40         | 11,271,623.87         |
|  | 649,592.50            | -3,217,914.84           | -                     | -                     |
|  | 1,539,736.93          | -29,056,604.14          | 10,620,833.40         | 11,271,623.87         |
|  | -                     | -                       | -                     | -                     |
|  | <b>840,007,123.42</b> | <b>1,596,509,268.65</b> | <b>727,864,542.07</b> | <b>418,586,340.18</b> |
|  | 840,007,123.42        | 1,596,509,268.65        | 727,864,542.07        | 418,586,340.18        |
|  | -                     | -                       | -                     | -                     |
|  |                       |                         |                       |                       |
|  | 0.40                  | 0.83                    | 0.37                  | 0.23                  |
|  | 0.40                  | 0.81                    |                       |                       |

### 3

|  | 2021                    | 2020                    | 2019                    | 2018                    |
|--|-------------------------|-------------------------|-------------------------|-------------------------|
|  |                         |                         |                         |                         |
|  | 1,114,840,642.90        | 4,260,896,686.12        | 4,515,888,387.61        | 3,304,200,550.98        |
|  | 31,433,373.58           | 150,547,543.63          | 133,103,705.74          | 55,198,126.62           |
|  | 14,473,119.59           | 42,603,582.52           | 89,326,909.64           | 49,720,199.30           |
|  | <b>1,160,747,136.07</b> | <b>4,454,047,812.27</b> | <b>4,738,319,002.99</b> | <b>3,409,118,876.90</b> |
|  | 539,887,323.99          | 1,667,088,694.33        | 3,368,644,502.93        | 2,325,631,527.20        |
|  | 106,966,474.99          | 316,786,736.20          | 287,842,958.25          | 256,273,716.64          |
|  | 222,195,171.16          | 248,246,780.53          | 151,625,868.89          | 160,534,112.01          |
|  | 152,786,211.95          | 520,758,281.51          | 420,008,980.35          | 235,770,269.30          |
|  | <b>1,021,835,182.09</b> | <b>2,752,880,492.57</b> | <b>4,228,122,310.42</b> | <b>2,978,209,625.15</b> |

|  |                          |                          |                          |                          |
|--|--------------------------|--------------------------|--------------------------|--------------------------|
|  | <b>138,911,953.98</b>    | <b>1,701,167,319.70</b>  | <b>510,196,692.57</b>    | <b>430,909,251.75</b>    |
|  |                          |                          |                          |                          |
|  | 700,000,000.00           | -                        | -                        | 4,200,000.00             |
|  | 8,042,032.81             | 25,655,598.20            | 8,272,192.47             | 6,137,288.85             |
|  | 4,380,170.26             | 11,614,469.66            | 16,579,973.39            | 7,154,807.27             |
|  | 30,732,222.53            | 125,909,899.04           | 131,264,078.45           | 108,900,833.79           |
|  | <b>743,154,425.60</b>    | <b>163,179,966.90</b>    | <b>156,116,244.31</b>    | <b>126,392,929.91</b>    |
|  | 1,131,248,531.40         | 1,950,128,106.90         | 1,301,734,508.16         | 1,257,129,436.89         |
|  | 1,400,000,000.00         | 468,488,079.84           | -                        | -                        |
|  | 13,391,262.81            | 118,724,788.85           | 102,153,769.10           | 172,208,372.97           |
|  | <b>2,544,639,794.21</b>  | <b>2,537,340,975.59</b>  | <b>1,403,888,277.26</b>  | <b>1,429,337,809.86</b>  |
|  | <b>-1,801,485,368.61</b> | <b>-2,374,161,008.69</b> | <b>-1,247,772,032.95</b> | <b>-1,302,944,879.95</b> |
|  |                          |                          |                          |                          |
|  | 2,499,999,996.79         | 28,658,000.00            | 269,700,000.00           | -                        |
|  | 515,574,315.63           | 2,772,983,295.88         | 1,954,723,227.20         | 1,078,769,050.66         |
|  | 151,052,822.55           | 255,660,791.32           | 277,454,484.32           | 349,496,734.24           |
|  | -                        | 1,444,025,000.00         | -                        | -                        |
|  | <b>3,166,627,134.97</b>  | <b>4,501,327,087.20</b>  | <b>2,501,877,711.52</b>  | <b>1,428,265,784.90</b>  |
|  | 598,455,977.28           | 2,330,256,654.52         | 1,291,775,272.59         | 584,818,797.80           |
|  | 15,860,385.73            | 244,567,836.56           | 229,761,226.52           | 79,161,657.99            |
|  | 464,223,533.85           | 557,330,065.30           | 296,310,722.70           | 327,641,933.96           |
|  | <b>1,078,539,896.86</b>  | <b>3,132,154,556.38</b>  | <b>1,817,847,221.81</b>  | <b>991,622,389.75</b>    |
|  | <b>2,088,087,238.11</b>  | <b>1,369,172,530.82</b>  | <b>684,030,489.71</b>    | <b>436,643,395.15</b>    |
|  | <b>3,093,352.09</b>      | <b>-29,075,003.29</b>    | <b>3,862,938.18</b>      | <b>14,495,046.71</b>     |
|  | <b>428,607,175.57</b>    | <b>667,103,838.54</b>    | <b>-49,681,912.49</b>    | <b>-420,897,186.34</b>   |
|  | 1,146,171,930.13         | 479,068,091.59           | 528,750,004.08           | 949,647,190.42           |
|  | <b>1,574,779,105.70</b>  | <b>1,146,171,930.13</b>  | <b>479,068,091.59</b>    | <b>528,750,004.08</b>    |

|  | 2021 3 31               | 2020 12 31              | 2019 12 31              | 2018 12 31              |
|--|-------------------------|-------------------------|-------------------------|-------------------------|
|  |                         |                         |                         |                         |
|  | 433,405,344.01          | 299,567,786.91          | 223,564,789.23          | 248,453,770.98          |
|  | 200,000,000.00          | -                       | -                       | -                       |
|  | -                       | -                       | 379,492.22              | 4,970,224.71            |
|  | 325,506,488.16          | 488,505,596.47          | 1,567,902,478.98        | 774,398,067.88          |
|  | 340,671,833.42          | 588,347,375.06          | 778,907,971.16          | 502,280,814.30          |
|  | 678,893,018.99          | 633,026,500.88          | -                       | -                       |
|  | 91,443,646.35           | 39,787,487.32           | 45,197,178.86           | 39,136,580.02           |
|  | 991,986,265.84          | 682,247,356.05          | 356,091,353.75          | 115,299,644.49          |
|  | 276,976,702.20          | 179,788,994.03          | 209,640,163.73          | 162,383,851.02          |
|  | 2,067,086.02            | 17,020.44               | 9,673,749.05            | 24,941,889.24           |
|  | <b>3,340,950,384.99</b> | <b>2,911,288,117.16</b> | <b>3,191,357,176.98</b> | <b>1,871,864,842.64</b> |
|  |                         |                         |                         |                         |
|  | 1,048,728,512.37        | 1,046,552,184.66        | 1,043,137,343.00        | 786,137,343.00          |
|  | 1,305,429,696.39        | 1,016,732,435.83        | 994,488,315.18          | 927,127,844.80          |
|  | 270,866,935.80          | 293,288,787.44          | 163,647,371.24          | 243,785,148.44          |
|  | 234,931,888.88          | 237,077,496.41          | 170,704,769.30          | 131,628,507.77          |
|  | 753,911.80              | 11,649.38               | 150,172.37              | 265,068.34              |
|  | 22,012,917.51           | 22,181,477.91           | 6,379,124.69            | 10,881,999.81           |
|  | 3,180,492,095.53        | 2,161,507,235.87        | 567,405,500.94          | 788,994,654.72          |
|  | <b>6,063,215,958.28</b> | <b>4,777,351,267.50</b> | <b>2,945,912,596.72</b> | <b>2,888,820,566.88</b> |
|  | <b>9,404,166,343.27</b> | <b>7,688,639,384.66</b> | <b>6,137,269,773.70</b> | <b>4,760,685,409.52</b> |
|  |                         |                         |                         |                         |
|  | 232,856,500.00          | 140,391,130.00          | 736,237,118.11          | 328,446,377.87          |
|  | -                       | -                       | -                       | 738,000.00              |
|  | 38,897,227.00           | -                       | 190,000,000.00          | 88,051,988.88           |
|  | 471,815,536.35          | 604,274,221.67          | 1,483,614,555.57        | 745,246,372.34          |
|  | -                       | -                       | -                       | -                       |

|  |                         |                         |                         |                         |
|--|-------------------------|-------------------------|-------------------------|-------------------------|
|  | 761,529,615.10          | 1,647,392,704.28        | 338,332,869.33          | 632,131,765.44          |
|  | 2,417,811.67            | 976,742.73              | 4,512,898.61            | 9,851,014.20            |
|  | 299,000.00              | 299,000.00              | -                       | -                       |
|  | -                       | -                       | -                       | 11,056,290.73           |
|  | <b>1,655,397,463.85</b> | <b>2,540,078,651.40</b> | <b>2,837,654,520.16</b> | <b>1,829,019,590.32</b> |
|  |                         |                         |                         |                         |
|  | 170,000,000.00          | 235,000,000.00          | -                       | -                       |
|  | -                       | 236,681,991.63          | -                       | -                       |
|  | 20,722,975.89           | 23,487,048.57           | 34,543,339.29           | 34,543,339.27           |
|  | <b>190,722,975.89</b>   | <b>495,169,040.20</b>   | <b>34,543,339.29</b>    | <b>34,543,339.27</b>    |
|  | <b>1,846,120,439.74</b> | <b>3,035,247,691.60</b> | <b>2,872,197,859.45</b> | <b>1,863,562,929.59</b> |
|  |                         |                         |                         |                         |
|  | 536,548,313.50          | 510,312,197.00          | 487,500,000.00          | 450,000,000.00          |
|  | -                       | 49,401,670.49           | -                       | -                       |
|  | 4,794,143,908.15        | 2,045,095,156.05        | 839,115,113.41          | 622,230,162.41          |
|  | 28,359,000.00           | 28,359,000.00           | -                       | -                       |
|  | -5,613,537.32           | -5,964,567.44           | -                       | -                       |
|  | 220,705,199.31          | 220,705,199.31          | 193,555,355.70          | 168,158,907.37          |
|  | 2,040,621,019.89        | 1,862,201,037.65        | 1,744,901,445.14        | 1,656,733,410.15        |
|  | 7,558,045,903.53        | 4,653,391,693.06        | 3,265,071,914.25        | 2,897,122,479.93        |
|  | -                       | -                       | -                       | -                       |
|  | <b>7,558,045,903.53</b> | <b>4,653,391,693.06</b> | <b>3,265,071,914.25</b> | <b>2,897,122,479.93</b> |
|  | <b>9,404,166,343.27</b> | <b>7,688,639,384.66</b> | <b>6,137,269,773.70</b> | <b>4,760,685,409.52</b> |

5

|  | 2021                  | 2020                    | 2019                    | 2018                    |
|--|-----------------------|-------------------------|-------------------------|-------------------------|
|  | <b>919,104,389.57</b> | <b>4,553,484,065.43</b> | <b>3,591,539,008.03</b> | <b>2,115,178,672.77</b> |
|  | 644,065,964.67        | 3,720,981,669.51        | 3,000,997,457.74        | 1,677,974,994.68        |
|  | 2,030,380.78          | 22,889,998.05           | 15,520,516.48           | 13,295,177.08           |
|  | 17,474,138.49         | 73,636,828.80           | 68,929,956.72           | 58,495,428.54           |
|  | 32,574,236.46         | 109,487,312.67          | 76,656,007.96           | 75,396,615.14           |

|  |                       |                       |                       |                       |
|--|-----------------------|-----------------------|-----------------------|-----------------------|
|  | 35,690,337.44         | 145,433,731.51        | 100,075,014.72        | 79,974,931.66         |
|  | -5,224,530.14         | 79,213,541.67         | 27,911,159.88         | 28,246,194.85         |
|  | 6,605,919.76          | 58,260,295.56         | 31,980,999.88         | 15,368,900.18         |
|  | 6,738,729.33          | 5,119,750.54          | 12,524,684.44         | 13,377,822.49         |
|  | 3,105,860.97          | 15,040,420.63         | 16,361,949.96         | 11,176,810.34         |
|  | 2,176,327.71          | -4,288,623.74         | 471,707.68            | 87,550,157.14         |
|  | 2,176,327.71          | 2,614,841.66          | -                     | -                     |
|  | -                     | -379,492.22           | -3,852,732.49         | 6,338,824.71          |
|  | -2,375,065.57         | -68,495,338.01        | -14,697,934.51        | -2,335,927.27         |
|  | 7,456,921.14          | -17,377,891.48        | -15,465,340.85        | -5,195,846.30         |
|  | 712,300.36            | -16,774,163.09        | -7,017,163.75         | -133,999.89           |
|  | <b>203,570,206.48</b> | <b>309,565,895.31</b> | <b>277,249,380.57</b> | <b>279,195,349.55</b> |
|  | 53,541.30             | 6,832,392.47          | 8,293,509.23          | 6,009,680.09          |
|  | 400,239.00            | 2,511,423.80          | 100,000.00            | 60,000.00             |
|  | <b>203,223,508.78</b> | <b>313,886,863.98</b> | <b>285,442,889.80</b> | <b>285,145,029.64</b> |
|  | 24,803,526.54         | 42,388,427.86         | 31,478,406.48         | 16,267,541.81         |
|  | <b>178,419,982.24</b> | <b>271,498,436.12</b> | <b>253,964,483.32</b> | <b>268,877,487.83</b> |
|  | <b>351,030.12</b>     | <b>-5,964,567.44</b>  | -                     | -                     |
|  | <b>178,771,012.36</b> | <b>265,533,868.68</b> | <b>253,964,483.32</b> | <b>268,877,487.83</b> |

6

|  | 2021                  | 2020                    | 2019                    | 2018                    |
|--|-----------------------|-------------------------|-------------------------|-------------------------|
|  |                       |                         |                         |                         |
|  | 574,019,862.46        | 2,930,691,103.16        | 3,257,963,652.31        | 2,473,277,005.45        |
|  | 11,820,559.69         | 19,189,989.89           | 41,213,278.68           | 10,224,768.74           |
|  | 7,083,058.92          | 15,936,272.92           | 26,491,352.92           | 24,805,686.36           |
|  | <b>592,923,481.07</b> | <b>2,965,817,365.97</b> | <b>3,325,668,283.91</b> | <b>2,508,307,460.55</b> |
|  | 348,051,627.48        | 2,805,718,498.72        | 2,682,566,982.27        | 1,603,519,870.71        |
|  | 39,500,091.07         | 156,730,320.57          | 146,295,174.43          | 135,313,519.30          |
|  | 56,710,844.78         | 92,327,401.58           | 46,139,814.03           | 109,569,582.10          |
|  | 52,638,802.22         | 189,974,122.64          | 160,943,583.75          | 133,478,664.56          |

|  |                          |                          |                         |                         |
|--|--------------------------|--------------------------|-------------------------|-------------------------|
|  | <b>496,901,365.55</b>    | <b>3,244,750,343.51</b>  | <b>3,035,945,554.48</b> | <b>1,981,881,636.67</b> |
|  | <b>96,022,115.52</b>     | <b>-278,932,977.54</b>   | <b>289,722,729.43</b>   | <b>526,425,823.88</b>   |
|  | -                        | -                        | -                       | -                       |
|  | -                        | -                        | 1,759,200.00            | 97,285,550.00           |
|  | 712,300.36               | 11,397,687.32            | 3,093,989.93            | 2,825,764.49            |
|  | -                        | -                        | -                       | -                       |
|  | 30,723,813.81            | 258,179,396.36           | 246,772,690.36          | 270,508,983.03          |
|  | <b>31,436,114.17</b>     | <b>269,577,083.68</b>    | <b>251,625,880.29</b>   | <b>370,620,297.52</b>   |
|  | 220,683,907.33           | 287,276,684.06           | 184,514,117.79          | 225,584,953.98          |
|  | 200,000,000.00           | 800,000.00               | 257,000,000.00          | 238,982,321.00          |
|  | 2,084,144,015.14         | 2,126,958,214.27         | 338,217,053.07          | 726,182,465.28          |
|  | <b>2,504,827,922.47</b>  | <b>2,415,034,898.33</b>  | <b>779,731,170.86</b>   | <b>1,190,749,740.26</b> |
|  | <b>-2,473,391,808.30</b> | <b>-2,145,457,814.65</b> | <b>-528,105,290.57</b>  | <b>-820,129,442.74</b>  |
|  |                          |                          |                         |                         |
|  | 2,499,999,996.79         | 28,658,000.00            | 269,700,000.00          | -                       |
|  | 340,574,315.63           | 669,967,570.88           | 1,064,410,735.92        | 408,913,484.01          |
|  | 259,579,011.26           | 1,369,267,749.36         | 168,683,559.31          | 687,483,506.91          |
|  | -                        | 1,444,025,000.00         | -                       | -                       |
|  | <b>3,100,153,323.68</b>  | <b>3,511,918,320.24</b>  | <b>1,502,794,295.23</b> | <b>1,096,396,990.92</b> |
|  | 157,319,006.22           | 764,468,760.28           | 656,619,995.68          | 348,986,756.14          |
|  | 4,504,498.03             | 163,436,592.51           | 176,772,652.43          | 34,029,518.46           |
|  | 453,559,542.54           | 126,294,817.74           | 444,513,969.81          | 426,984,600.29          |
|  | <b>615,383,046.79</b>    | <b>1,054,200,170.53</b>  | <b>1,277,906,617.92</b> | <b>810,000,874.89</b>   |
|  | <b>2,484,770,276.89</b>  | <b>2,457,718,149.71</b>  | <b>224,887,677.31</b>   | <b>286,396,116.03</b>   |
|  | <b>490,897.16</b>        | <b>-3,696,195.31</b>     | <b>623,827.56</b>       | <b>2,443,339.95</b>     |
|  | <b>107,891,481.27</b>    | <b>29,631,162.21</b>     | <b>-12,871,056.27</b>   | <b>-4,864,162.88</b>    |
|  | 188,559,197.40           | 158,928,035.19           | 171,799,091.46          | 176,663,254.34          |
|  | <b>296,450,678.67</b>    | <b>188,559,197.40</b>    | <b>158,928,035.19</b>   | <b>171,799,091.46</b>   |

**1**

2021 3 31

|    |     |  |  |  | 2021 3 31 |        |
|----|-----|--|--|--|-----------|--------|
|    |     |  |  |  |           | %      |
| 1  |     |  |  |  | 100.00    | -      |
| 2  |     |  |  |  | 100.00    | -      |
| 3  |     |  |  |  | 100.00    | -      |
| 4  |     |  |  |  | 100.00    | -      |
| 5  |     |  |  |  | 100.00    | -      |
| 6  | ( ) |  |  |  | 100.00    | -      |
| 7  |     |  |  |  | 100.00    | -      |
| 8  | ( ) |  |  |  | -         | 100.00 |
| 9  | ( ) |  |  |  | -         | 100.00 |
| 10 |     |  |  |  | 100.00    | -      |
| 11 |     |  |  |  | -         | 100.00 |

**2**

|    |  | 2021 | 2020 | 2019 | 2018 |
|----|--|------|------|------|------|
| 1  |  |      |      |      |      |
| 2  |  |      |      |      |      |
| 3  |  |      |      |      |      |
| 4  |  |      |      |      |      |
| 5  |  |      |      |      |      |
| 6  |  |      |      |      |      |
| 7  |  |      |      |      |      |
| 8  |  |      |      |      |      |
| 9  |  |      |      |      |      |
| 10 |  |      |      |      | -    |
| 11 |  |      |      | -    | -    |

**1**

2010

|      |  | %     |      |      |
|------|--|-------|------|------|
|      |  |       |      |      |
| 2021 |  | 8.85  | 0.40 | 0.40 |
|      |  | 8.77  | 0.39 | 0.39 |
| 2020 |  | 29.46 | 0.83 | 0.81 |
|      |  | 29.29 | 0.83 | 0.80 |
| 2019 |  | 17.10 | 0.37 |      |
|      |  | 16.45 | 0.36 |      |
| 2018 |  | 11.79 | 0.23 |      |
|      |  | 10.79 | 0.21 |      |

2

ROE

$$\text{ROE} = \frac{P \div E_0 \cdot \left( \frac{NP}{2} + \frac{E_i \times M_i}{M_0} + \frac{E_j \times M_j}{M_0} \pm \frac{E_k \times M_k}{M_0} \right)}{P}$$

$$\left( \frac{NP}{E_i} + \frac{E_j}{M_0} + \frac{M_i}{M_j} + \frac{E_k}{M_k} \right) \div \left( \frac{P}{S_0 + S_1 + S_i \times \frac{M_i}{M_0} - S_j \times \frac{M_j}{M_0} - S_k} \right) \times (1 - )$$

$P$        $S_0$        $S_1$   
 $M_j$        $S_i$        $S_j$

M0

Mi

Mj

2

|   | 2021 3 31   | 2020 12 31  | 2019 12 31  | 2018 12 31  |
|---|-------------|-------------|-------------|-------------|
|   | 2.14        | 1.67        | 1.00        | 1.35        |
|   | 1.91        | 1.53        | 0.89        | 1.19        |
|   | 19.63%      | 39.48%      | 46.80%      | 39.14%      |
|   | 30.92%      | 41.02%      | 51.95%      | 47.24%      |
|   | <b>2021</b> | <b>2020</b> | <b>2019</b> | <b>2018</b> |
|   | 1.70        | 5.02        | 4.99        | 4.61        |
|   | 1.33        | 6.95        | 7.64        | 6.93        |
|   | 45.71       | 14.83       | 8.73        | 6.36        |
|   | 108,080.95  | 235,731.37  | 126,175.99  | 74,743.79   |
| / | 0.06        | 0.83        | 0.26        | 0.24        |

1 2021 1-3

2

1

= ÷

2

= ÷

3

= ÷ ×100%

4

= ÷

5

= ÷

6

÷

7

= + + +

8

/

1

|  | 2021 3 31  | 2020 12 31 | 2019 12 31 | 2018 12 31 |            |        |           |        |
|--|------------|------------|------------|------------|------------|--------|-----------|--------|
|  |            |            |            |            |            |        |           |        |
|  |            |            |            |            |            |        |           |        |
|  | 229,369.44 | 14.67%     | 158,996.70 | 12.96%     | 61,300.04  | 6.53%  | 68,301.90 | 9.82%  |
|  | 110,000.00 | 7.03%      | 40,000.00  | 3.26%      | -          | -      | -         | -      |
|  | 3.99       | 0.00%      | 144.57     | 0.01%      | 111.78     | 0.01%  | 617.24    | 0.09%  |
|  | 52,771.50  | 3.37%      | 54,677.26  | 4.46%      | 197,638.32 | 21.04% | 91,129.45 | 13.11% |
|  | 103,696.57 | 6.63%      | 138,837.36 | 11.32%     | 110,724.56 | 11.79% | 82,119.52 | 11.81% |
|  | 123,708.57 | 7.91%      | 68,453.07  | 5.58%      | -          | -      | -         | -      |
|  | 53,348.42  | 3.41%      | 36,315.44  | 2.96%      | 9,318.35   | 0.99%  | 6,547.48  | 0.94%  |
|  | 2,753.38   | 0.18%      | 2,426.77   | 0.20%      | 368.42     | 0.04%  | 129.68    | 0.02%  |

|  | 2021 3 31    |         | 2020 12 31   |         | 2019 12 31 |         | 2018 12 31 |         |
|--|--------------|---------|--------------|---------|------------|---------|------------|---------|
|  | 81,033.58    | 5.18%   | 47,939.52    | 3.91%   | 48,361.96  | 5.15%   | 37,712.32  | 5.42%   |
|  | 14,007.84    | 0.90%   | 9,136.97     | 0.74%   | 17,451.04  | 1.86%   | 18,166.62  | 2.61%   |
|  | 770,693.28   | 49.29%  | 556,927.67   | 45.40%  | 445,274.47 | 47.41%  | 304,724.21 | 43.82%  |
|  |              |         |              |         |            |         |            |         |
|  | 5,461.98     | 0.35%   | 5,397.02     | 0.44%   | -          | -       | -          | -       |
|  | 1,609.12     | 0.10%   | 1,391.48     | 0.11%   | -          | -       | -          | -       |
|  | 1,987.58     | 0.13%   | 2,023.37     | 0.16%   | 2,166.52   | 0.23%   | 2,309.66   | 0.33%   |
|  | 358,107.91   | 22.90%  | 333,369.82   | 27.18%  | 307,066.52 | 32.69%  | 216,627.59 | 31.15%  |
|  | 259,082.25   | 16.57%  | 193,715.14   | 15.79%  | 93,682.85  | 9.97%   | 96,257.01  | 13.84%  |
|  | 17,381.02    | 1.11%   | 17,380.50    | 1.42%   | 18,893.06  | 2.01%   | -          | -       |
|  | 52,327.19    | 3.35%   | 52,957.00    | 4.32%   | 42,713.05  | 4.55%   | 53,680.99  | 7.72%   |
|  | 671.45       | 0.04%   | 517.57       | 0.04%   | 693.51     | 0.07%   | 277.75     | 0.04%   |
|  | 2,833.11     | 0.18%   | 2,599.05     | 0.21%   | 1,845.86   | 0.20%   | 1,900.57   | 0.27%   |
|  | 93,500.93    | 5.98%   | 60,301.41    | 4.92%   | 26,892.23  | 2.86%   | 19,577.13  | 2.82%   |
|  | 792,962.53   | 50.71%  | 669,652.37   | 54.60%  | 493,953.59 | 52.59%  | 390,630.70 | 56.18%  |
|  | 1,563,655.82 | 100.00% | 1,226,580.04 | 100.00% | 939,228.06 | 100.00% | 695,354.91 | 100.00% |

695,354.91

939,228.06

1,226,580.04

1,563,655.82

43.82%

47.41% 45.40% 49.29%

56.18% 52.59%

54.60% 50.71%

2

|  | 2021 3 31 |        | 2020 12 31 |        | 2019 12 31 |        | 2018 12 31 |        |
|--|-----------|--------|------------|--------|------------|--------|------------|--------|
|  |           |        |            |        |            |        |            |        |
|  | 48,285.65 | 9.99%  | 61,740.20  | 12.27% | 131,627.75 | 26.98% | 45,039.91  | 13.71% |
|  | 69.95     | 0.01%  | -          | -      | 91.78      | 0.02%  | 73.80      | 0.02%  |
|  | 95,666.86 | 19.78% | 71,357.13  | 14.18% | 33,856.29  | 6.94%  | 21,983.20  | 6.69%  |

21,94%

134,

21,78%

3

|  | 2021       | 2020       | 2019       | 2018       |
|--|------------|------------|------------|------------|
|  | 205,671.68 | 626,041.78 | 480,680.40 | 306,380.27 |
|  | 96,045.40  | 186,491.83 | 84,595.64  | 45,851.72  |
|  | 96,170.78  | 187,390.80 | 86,267.02  | 46,614.53  |
|  | 83,781.78  | 162,878.38 | 71,724.37  | 40,731.47  |

306,380.27      480,680.40      626,041.78  
205,671.68           40,731.47      71,724.37  
162,878.38      83,781.78

4

|  | 2021   | 2020   | 2019   | 2018   |
|--|--------|--------|--------|--------|
|  | 2.14   | 1.67   | 1.00   | 1.35   |
|  | 1.91   | 1.53   | 0.89   | 1.19   |
|  | 19.63% | 39.48% | 46.80% | 39.14% |
|  | 30.92% | 41.02% | 51.95% | 47.24% |

5

|  | 2021 | 2020 | 2019 | 2018 |
|--|------|------|------|------|
|  | 1.70 | 5.02 | 4.99 | 4.61 |
|  | 1.33 | 6.95 | 7.64 | 6.93 |

2021 1-3

4.61 4.99 5.02 1.70

6.93 7.64 6.95 1.33

**A**

A

400,000

|   |       |                   |                   |
|---|-------|-------------------|-------------------|
|   |       |                   |                   |
| 1 | 75    | 239,312.70        | 194,500.00        |
| 2 |       | 66,515.96         | 65,800.00         |
| 3 | 1,500 | 20,697.75         | 19,700.00         |
| 4 |       | 120,000.00        | 120,000.00        |
|   |       | <b>446,526.41</b> | <b>400,000.00</b> |

A

[2012]37

3 —

[2013]43

20%

1

80%

2

40%

3

20%

1

58,937.80  
 91,778.07 64.22% 30%

|      |           |            |                  |
|------|-----------|------------|------------------|
|      |           |            |                  |
| 2018 | 8,775.00  | 40,731.47  | 21.54%           |
| 2019 | 5,265.00  | 71,724.37  | 7.34%            |
| 2020 | 44,897.80 | 162,878.38 | 27.57%           |
|      |           |            | <b>91,778.07</b> |
|      |           |            | <b>64.22%</b>    |

2019 6 24 2018 2018  
 8,775.00  
 2019 11 26 2019  
 2019 5,265  
 2020 10 9 2020  
 2020 12,704.90  
 2021 5 20 2020 2020  
 32,192.90 2021

6

2

2021 8 20

2021

2021

A

400,000

|   |       |                   |                   |
|---|-------|-------------------|-------------------|
|   |       |                   |                   |
| 1 | 75    | 239,312.70        | 194,500.00        |
| 2 |       | 66,515.96         | 65,800.00         |
| 3 | 1,500 | 20,697.75         | 19,700.00         |
| 4 |       | 120,000.00        | 120,000.00        |
|   |       | <b>446,526.41</b> | <b>400,000.00</b> |

A

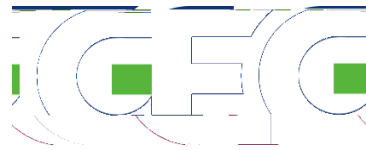
2021

A

2021

A

2021 8 20



**1999**

**2021**

**A**

A

“ ”

400,000

|   |       |                   |                   |
|---|-------|-------------------|-------------------|
|   |       |                   |                   |
| 1 | 75    | 239,312.70        | 194,500.00        |
| 2 |       | 66,515.96         | 65,800.00         |
| 3 | 1,500 | 20,697.75         | 19,700.00         |
| 4 |       | 120,000.00        | 120,000.00        |
|   |       | <b>446,526.41</b> | <b>400,000.00</b> |

75

239,312.70

2

1,200 /

1

75

“ ”

239,312.70

75

2

1,200 /

18

6

2

239,312.70

7,410.98

69,787.97

128,795.81

24,401.02

8,916.92

194,500.00

3

9.87%

18

8.59

161,923.06

17,538.49

4

2020 7 22

2020

0018958

205,575.00

66,515.96

203.65Mwp

“ ”

18,798

67,361

6,190

570.38

156,654

1

66,515.96

203.65Mwp

37.3Mwp

49.2Mwp

62.64Mwp

54.49Mwp

201,408.77

265,788.86

338,266.37

294,250.97

1,099,714.97

3

2

66,515.96

310.00

|          |              |            |        |
|----------|--------------|------------|--------|
|          | 62,008.33    | 2,777.06   | 762.00 |
|          | 658.57       |            |        |
| <b>3</b> |              |            |        |
| ”        |              | 18,798     | “      |
|          | <b>1,500</b> |            |        |
|          | 20,697.75    | 1,500      |        |
| <b>1</b> |              |            |        |
|          | 1,500        |            |        |
|          | 20,697.75    |            |        |
|          |              | 1,500      |        |
|          | 12           |            |        |
| <b>2</b> |              |            |        |
|          | 20,697.75    |            | 850.00 |
|          | 18,862.14    | 985.61     |        |
| <b>3</b> |              |            |        |
|          | 1,500        |            |        |
|          |              | 120,000.00 |        |
|          | 30.00%       |            |        |

“ ”

2020 12  
2030 2060  
2030 2005 65%  
25% 12

2030 2060

2050

“ ”

2020 130GW 760.4GW “  
” 210-260GW ITRPV  
2050 25TW

2008-2020

1,800

60.1%

2020

70GW

0.14GW

90GW

253GW

48.2GW

“ ”

|         |      |  |                      |
|---------|------|--|----------------------|
|         |      |  |                      |
| 2016 12 | ” “  |  | 2020<br>” 50% 1.05 “ |
| 2018 5  | 2018 |  | 2018<br>“ ”          |
| 2019 1  |      |  | “ ” “ ”              |
| 2019 4  |      |  |                      |

|        |      |  |      |
|--------|------|--|------|
| 2020 4 | 2020 |  |      |
| 2020 9 |      |  |      |
| 2021 2 |      |  |      |
| 2021 4 | 2021 |  | 2021 |

75

1,500

1

“

”

“

”

IEA

2030

1,721GW

2050

4,670GW

Global Industry Analysts

2020

76

2027

447

28.8%

2

“

”

**3**

“ ”

**4**

75

5

1,500

1

“

”

“ ” “ ”

“ ” “ ”  
” 203.65Mwp  
67,361 156,654

2

2014

3 1,000 1 1,200 /

203.65Mwp

18,798

“ ”

2018

2019 2020 2021 306,380.27  
480,680.40 626,041.78 205,671.68 2020 2021  
1 30.24% 70.95%

75

1,500

1

2

2006

1

GB/T30984.1-2015

GB

30252-2013

100

“ — — ”

**3**

ISO14001

3C

ISO9001

SPF

**4**

“ ”

5

1 “ ”

2020

“ ”

|  |  |  |      |
|--|--|--|------|
|  |  |  | 2021 |
|  |  |  | 11%  |
|  |  |  | 2025 |
|  |  |  | 20%  |

2

2014

EPC

13

5.6

780Kwp

3

114,288

203.65Mwp

18,798

“ ”

2021 8 20

2021

2021 8 20

[2007]500

**A**

[2018]1959

|               |   |                |   |      |    |       |                |     |
|---------------|---|----------------|---|------|----|-------|----------------|-----|
| “             | ” | “              | ” | 2019 | 2  | 15    |                |     |
| A             |   | 150,000,000    |   |      |    |       | 2.00           |     |
|               |   | 300,000,000.00 |   |      |    |       | 28,584,905.66  |     |
|               |   | 1,715,094.34   |   |      |    |       | 269,700,000.00 |     |
| 45,615,049.00 |   |                | A |      |    |       | 254,384,951.00 |     |
|               |   | 2019           | 2 | 11   |    |       |                |     |
|               |   |                |   |      | 19 | 00059 |                |     |
|               |   |                |   |      |    |       |                | “ ” |
|               |   |                |   |      |    |       |                | “ ” |
|               |   |                |   |      |    |       |                | “ ” |
|               |   |                |   |      |    |       |                | “ ” |
|               |   |                |   |      |    |       |                | “ ” |

388375753547

8110801012801603829

1204060029000019640

359775769945

1204060029000019764

2021 5 31 A

255,917,471.78 32,625.64

1,499,895.14

A

[2020]294

145,000 A “ ” 6

2020 6 2 1,450

100 1,450,000,000.00

5,636,792.46 338,207.54

7,523,584.91 451,415.09 2020 6

2 1,886,792.45 113,207.55

1,444,025,000.00

8,578,301.90 A

1,441,421,698.10

20 00225 “ ”

“ ”

“ ”

“ ”

367577640767 1204060029000024114

384477642546

1204060029000024238 1313072129300256393

2021 5 31

101,796,631.62

4,457,358.22

18,117,910.80

A

[2020]2648

450,000,000

A

2021 1 7

0.25

A 84,545,147

29.57

2,499,999,996.79

16,509,433.94

990,566.04

2,482,499,996.81

16,918,053.10

2,483,081,943.69

2021 1 7

21 00008

“ ”

“ ”

“ ”

“ ”

“ ”

”

400078999786

1204060029000134455

39747899669

1204060029000134579

33050163803509168168

“ ”

“ ”

“ ”

362378981198

1204060029000134730

2021 5 31

559,367,334.85

2,383,605.31

6,223,002.75

2021 5 31 A  
A

2021 5 31 A  
A

2021 5 31 A  
A

**1** A  
2019 4 26

“ 90 ” 254,384,951.00

19 E00193

2021 5 31

**2** A  
2020 7 15

“ 75

” 68,465,092.00

20 E00370

2021 5 31

**1**

**A**

2019 2 22

254,384,951.00

12

12

1,499,895.14

2021 5 31

**2**

**A**

2020 6 24

13.5

12

12

2021

5 31

18,117,910.80

**3**

**A**

2021 1 19

A

15

12

12

2021 5 31

650,000,000.00

|  |  |                       |           |           |           |
|--|--|-----------------------|-----------|-----------|-----------|
|  |  |                       |           |           |           |
|  |  | 150,000,000.00        | 2021 4 29 | 2021 6 15 | 1.5%-3.3% |
|  |  | 200,000,000.00        | 2021 4 28 | 2021 7 28 | 3.25%     |
|  |  | 200,000,000.00        | 2021 4 28 | 2021 6 1  | 3.00%     |
|  |  | 100,000,000.00        | 2021 4 28 | 2021 6 1  | 3.00%     |
|  |  | <b>650,000,000.00</b> |           |           |           |

**1 A**

90

A

2018 12

90

223,513.46

191,037.15

70%

70% 2019

133,726.00

165,004.90

2020

197,098.37

**2 A**

2021 5 31

75

**3 A**

2021 5 31

75

4,200

20% 20%

2021 5 31  
20% 20%

2020 12

31

|          |       | 2019      | 2020      | 2019      | 2020      |
|----------|-------|-----------|-----------|-----------|-----------|
| <b>A</b> |       |           |           |           |           |
| 1        | 90    | 25,591.75 | -         | 25,591.75 | -         |
| <b>A</b> |       |           |           |           |           |
| 1        | 75    | -         | 84,480.45 | -         | 84,480.45 |
| <b>A</b> |       |           |           |           |           |
| 1        | 75    |           |           |           |           |
| 2        | 4,200 |           |           |           |           |
| 3        |       |           |           |           |           |
|          |       | 25,591.75 | 84,480.45 | 25,591.75 | 84,480.45 |

**A**  
2021 5 31 A

**A**  
2021 5 31 A  
76,618,060.70 5.32  
75

**A**  
2021 5 31 A  
1,201,342,673.67 48.38%  
75 4,200

2021 2 5

H

H

76,000,000

H

H

/

2021 8 20

|  |  |  |  |  |  |  |  |  |  |  |
|--|--|--|--|--|--|--|--|--|--|--|
|  |  |  |  |  |  |  |  |  |  |  |
|  |  |  |  |  |  |  |  |  |  |  |
|  |  |  |  |  |  |  |  |  |  |  |
|  |  |  |  |  |  |  |  |  |  |  |
|  |  |  |  |  |  |  |  |  |  |  |
|  |  |  |  |  |  |  |  |  |  |  |

|  |  |  |  |  |  |  |  |  |  |  |
|--|--|--|--|--|--|--|--|--|--|--|
|  |  |  |  |  |  |  |  |  |  |  |
|  |  |  |  |  |  |  |  |  |  |  |
|  |  |  |  |  |  |  |  |  |  |  |
|  |  |  |  |  |  |  |  |  |  |  |
|  |  |  |  |  |  |  |  |  |  |  |
|  |  |  |  |  |  |  |  |  |  |  |

|  |  |  |  |  |  |  |  |  |  |  |
|--|--|--|--|--|--|--|--|--|--|--|
|  |  |  |  |  |  |  |  |  |  |  |
|  |  |  |  |  |  |  |  |  |  |  |
|  |  |  |  |  |  |  |  |  |  |  |
|  |  |  |  |  |  |  |  |  |  |  |
|  |  |  |  |  |  |  |  |  |  |  |
|  |  |  |  |  |  |  |  |  |  |  |
|  |  |  |  |  |  |  |  |  |  |  |
|  |  |  |  |  |  |  |  |  |  |  |
|  |  |  |  |  |  |  |  |  |  |  |

|  |  |  |  |  |  |  |  |  |
|--|--|--|--|--|--|--|--|--|
|  |  |  |  |  |  |  |  |  |
|  |  |  |  |  |  |  |  |  |
|  |  |  |  |  |  |  |  |  |

2021

A

A

2021 8 20

**A**

“ ” “ ”

A

“ ”

A

“ ”

A

“ ”

A

30

15

5

10%

15

10%

10

3

10%

10

5

5%

“

”

24

1

10%

100

5%





2021

**2021**

**A**

A

400,000

“ ”

[2013]110

[2015]31

2021

A

2021 8 20

2021

A

“ ” “ ” “ ”

A

“ ”

400,000

“ ”

[2013]110

[2015]31

A

2021

2022

1

2

2021 12

3

6

2022 6 30

2022 12 31

4

2020

1,628,783,787.63

1,619,338,682.64

2021

2022

0% 10% 20%

2021

2022

5

400,000

6

32.58 /

A

A

7

2020

2021

7

2021

2022

H

8

2020

2,146,193,254

10

1.50

321,928,988.10

2021 5 20

2020

2021 6

9

2020

A

84,545,147

2021

1

18

“

”2021

2020

2021 12 31

=2021

+2020

A

+2020

+2021

+

-2020

2022 12 31

=2022

+2022

+2020

2021

10

11

|             | 2021<br>/2021.12.31 | 2022 /2022.12.31 |            |
|-------------|---------------------|------------------|------------|
|             |                     | 2022 12<br>31    | 2022 6 30  |
|             | 214,689.33          | 214,689.33       | 226,966.80 |
| 1 2021 2022 | 0%                  |                  |            |
|             | 162,878.38          | 162,878.38       | 162,878.38 |
|             | 161,933.87          | 161,933.87       | 161,933.87 |
| /           | 0.76                | 0.76             | 0.74       |
| /           | 0.76                | 0.76             |            |

|   |            |            |            |
|---|------------|------------|------------|
|   | 194,320.64 | 233,184.77 | 233,184.77 |
| / | 0.91       | 1.09       | 1.06       |
| / | 0.91       | 1.09       | 1.06       |
| / | 0.91       | 1.09       | 1.06       |
| / | 0.91       | 1.09       | 1.06       |
| % | 18.18      | 17.41      | 15.52      |
| % | 18.09      | 17.33      | 15.44      |

2021

A

75

1,500p

2

203.65Mwp

203.65Mwp

18,798

“

”

“

”

3

1,500

1500

4

1

2

2006

2008

—

SPF

100

3

“ ”

“ ”

2 —

3 —

[2013]43

2021-2023

2021 8 20

2021

**2021**

**A**

2013 12 25

[2013]110

“ ” 2015

12

[2015]31

“ ”

2021

A

“ ”

1

2

3

4

5

6

7

1

2

3

2021 8 20

2021

**2021**

**A**

2021

A

2021

A

12

A

A

2021 8 20

2021

**2021-2023**

“ ”

[2013]42

[2012]37

3 —

2021-2023

2021-2023

2021 8 20

## 2021-2023

“ ”

[2013]42

[2012]37

3 —

2021-2023

“ ”

2021 -2023

1

(1)

(2)

(3)

2

(1)

(2)

(3)

(4)

(1)

80%

(2)

40%

(3)

20%

20%

3

2

2021 8 20

2021

2021

A

2021

A

A

A

40

A

|  | A<br>(%) | A<br>( )      |
|--|----------|---------------|
|  | 25.90    | 1,036,104,581 |
|  | 19.11    | 764,256,312   |
|  | 20.67    | 826,632,223   |
|  | 0.28     | 11,319,465    |
|  | 0.97     | 38,825,765    |
|  | 0.65     | 25,872,995    |
|  | 2.91     | 116,453,712   |
|  | 1.94     | 77,659,076    |
|  | 1.94     | 77,633,607    |

A

2021 8 20

**2021 A**

2021 A

**2021 A**

A

A

2021 A

2021 8 20

**2021**

**A**

A

1

“ ” A

A

$I=B \times i$

I

B

A

“ ” “

”

i A

2

1

A

2

A

3

A

4 A

A

1

A A 20  
A 20

A

20 A = 20 A /  
20 A A =  
A / A

2

A

$$P_1 = P_0 / (1+n)$$

$$P_1 = (P_0 + A \times k) / (1+k)$$

$$P_1 = (P_0 + A \times k) / (1+n+k)$$

$$P_1 = P_0 - D$$

$$P_1 = (P_0 - D + A \times k) / (1+n+k)$$

$$A \frac{P_1 - P_0}{k} = \frac{P_0 - D}{1+n+k}$$

A

/

A

A

**1**

A

15

A

90%

30

A

=A

/

t

30

**1**

A

2

30

70%

A

30

A

2

A

A

A

**2**

A

A

A

A

A

A

A

A

A

A

A

A

A

1

1

A

2

2

1

2

3

4

5

6

7

3

1

2

3

10%

4

A

400,000

|   |       |                   |                   |
|---|-------|-------------------|-------------------|
|   |       |                   |                   |
| 1 | 75    | 239,312.70        | 194,500.00        |
| 2 |       | 66,515.96         | 65,800.00         |
| 3 | 1,500 | 20,697.75         | 19,700.00         |
| 4 |       | 120,000.00        | 120,000.00        |
|   |       | <b>446,526.41</b> | <b>400,000.00</b> |

A

A

A

2021 8 20

2021

A

**2021**


**A**

A

2021

A

2021 8 20



**2021**

**A**

A

A

A

A

1

40

40

A

“ ”

2

A

A

A

A

A

A

A

A

400,000

400,000

A

100

A

6

A

A

A

1

“ ” A

A

$I=B \times i$

I

B

A

“ ” “

”

i A

2

1

A

2

A

3

A

4 A

A

1

A

20

A

20

A

20

A

= 20

A

/

20

A

A

=

A

/

A

2

A

$$P1 = P0 / (1+n)$$

$$P1 = (P0 + A \times k) / (1+k)$$

$$P1 = (P0 + A \times k) / (1+n+k)$$

$$P1 = P0 - D$$

$$P1 = (P0 - D + A \times k) / (1+n+k)$$

P1

P0

n

A

k

D

/

A

/

A

A

**1**

A

A

30

15

90%

A

20

A

A

30

**2**

A

=A

/

A

1

A

5

A

A

A

2

A

1

A

30

15

130%

130%

2

A

3,000

$$IA = B \times i \times t / 365$$

IA

B

A

i

A

t

30

1

A

2

30

70%

A

30

A

2

A

A

A

2

A

A

A

A

A

A

A

A

A

A

A

A

A

1

1

A

2

2

1

2

3

4

5

6

7

3

1

2

3

10%

4

A

400,000

|   |       |                   |                   |
|---|-------|-------------------|-------------------|
|   |       |                   |                   |
| 1 | 75    | 239,312.70        | 194,500.00        |
| 2 |       | 66,515.96         | 65,800.00         |
| 3 | 1,500 | 20,697.75         | 19,700.00         |
| 4 |       | 120,000.00        | 120,000.00        |
|   |       | <b>446,526.41</b> | <b>400,000.00</b> |

A

A

A

1

|  | 2021 3 31               | 2020 12 31              | 2019 12 31              | 2018 12 31              |
|--|-------------------------|-------------------------|-------------------------|-------------------------|
|  |                         |                         |                         |                         |
|  | 2,293,694,382.07        | 1,589,967,013.69        | 613,000,364.84          | 683,018,973.73          |
|  | 1,100,000,000.00        | 400,000,000.00          | -                       | -                       |
|  | 39,913.02               | 1,445,666.57            | 1,117,793.99            | 6,172,390.30            |
|  | 527,714,968.57          | 546,772,640.17          | 1,976,383,235.76        | 911,294,531.23          |
|  | 1,036,965,655.86        | 1,388,373,649.20        | 1,107,245,636.40        | 821,195,179.32          |
|  | 1,237,085,688.64        | 684,530,748.37          | -                       | -                       |
|  | 533,484,197.38          | 363,154,384.40          | 93,183,465.96           | 65,474,835.88           |
|  | 27,533,834.09           | 24,267,677.88           | 3,684,181.68            | 1,296,794.21            |
|  | 810,335,771.15          | 479,395,186.67          | 483,619,647.17          | 377,123,199.96          |
|  | 140,078,416.97          | 91,369,716.90           | 174,510,375.27          | 181,666,205.48          |
|  | <b>7,706,932,827.75</b> | <b>5,569,276,683.85</b> | <b>4,452,744,701.07</b> | <b>3,047,242,110.11</b> |
|  |                         |                         |                         |                         |
|  | 54,619,757.50           | 53,970,165.00           | -                       | -                       |
|  | 16,091,169.37           | 13,914,841.66           | -                       | -                       |
|  | 19,875,833.83           | 20,233,701.43           | 21,665,171.83           | 23,096,642.23           |
|  | 3,581,079,094.34        | 3,333,698,217.15        | 3,070,665,219.42        | 2,166,275,875.65        |

|  | 2021 3 31                | 2020 12 31               | 2019 12 31              | 2018 12 31              |
|--|--------------------------|--------------------------|-------------------------|-------------------------|
|  | 2,590,822,500.87         | 1,937,151,385.42         | 936,828,544.14          | 962,570,065.48          |
|  | 173,810,161.12           | 173,805,026.26           | 188,930,554.53          | -                       |
|  | 523,271,923.86           | 529,570,040.37           | 427,130,471.49          | 536,809,851.25          |
|  | 6,714,459.23             | 5,175,651.56             | 6,935,053.37            | 2,777,526.55            |
|  | 28,331,099.76            | 25,990,515.11            | 18,458,589.23           | 19,005,748.81           |
|  | 935,009,345.68           | 603,014,147.21           | 268,922,264.83          | 195,771,282.04          |
|  | <b>7,929,625,345.56</b>  | <b>6,696,523,691.17</b>  | <b>4,939,535,868.84</b> | <b>3,906,306,992.01</b> |
|  | <b>15,636,558,173.31</b> | <b>12,265,800,375.02</b> | <b>9,392,280,569.91</b> | <b>6,953,549,102.12</b> |
|  |                          |                          |                         |                         |
|  | 482,856,500.00           | 617,402,035.00           | 1,316,277,482.79        | 450,399,136.69          |
|  | 699,510.94               | -                        | 917,754.01              | 738,000.00              |
|  | 956,668,576.43           | 713,571,260.89           | 338,562,948.43          | 219,832,038.07          |
|  | 1,342,470,431.28         | 1,294,643,492.26         | 1,854,705,642.59        | 1,216,541,204.11        |
|  | 124,495,350.79           | 91,178,042.21            | 24,993,817.16           | 14,042,379.21           |
|  | 47,545,246.26            | 48,938,953.78            | 31,758,290.80           | 26,225,994.20           |
|  | 256,381,804.45           | 303,432,110.05           | 129,352,280.77          | 81,681,336.98           |
|  | 98,113,215.34            | 100,815,515.00           | 45,543,202.52           | 38,681,381.51           |
|  | 6,171,482.48             | 2,856,171.00             | 4,831,749.01            | 1,562,660.53            |
|  | 299,000.00               | 299,000.00               | -                       | -                       |
|  | 295,708,500.00           | 160,819,952.95           | 711,977,777.21          | 201,905,909.70          |
|  | <b>3,604,939,135.49</b>  | <b>3,330,801,362.14</b>  | <b>4,454,089,196.28</b> | <b>2,250,047,380.47</b> |
|  |                          |                          |                         |                         |
|  | 1,145,992,460.17         | 1,375,011,882.07         | 281,902,410.30          | 989,439,412.61          |
|  | -                        | 236,681,991.63           | -                       | -                       |
|  | 11,482,283.85            | 11,508,090.39            | 11,016,173.42           | -                       |
|  | 42,128,293.44            | 44,014,924.20            | 86,975,757.21           | -                       |
|  | 30,922,194.76            | 33,039,484.74            | 45,408,644.70           | 45,408,645.01           |
|  | <b>1,230,525,232.22</b>  | <b>1,700,256,373.03</b>  | <b>425,302,985.63</b>   | <b>1,034,848,057.62</b> |
|  | <b>4,835,464,367.71</b>  | <b>5,031,057,735.17</b>  | <b>4,879,392,181.91</b> | <b>3,284,895,438.09</b> |
|  |                          |                          |                         |                         |
|  | 536,548,313.50           | 510,312,197.00           | 487,500,000.00          | 450,000,000.00          |
|  | -                        | 49,401,670.49            | -                       | -                       |

|  | 2021 3 31                | 2020 12 31               | 2019 12 31              | 2018 12 31              |
|--|--------------------------|--------------------------|-------------------------|-------------------------|
|  | 4,794,143,908.15         | 2,045,095,156.05         | 839,115,113.41          | 622,230,162.41          |
|  | 28,359,000.00            | 28,359,000.00            | -                       | -                       |
|  | -24,149,546.72           | -26,338,876.15           | 5,935,642.83            | -4,685,190.57           |
|  | 14,830,775.60            | 14,369,931.38            | 11,810,858.31           | 9,425,627.41            |
|  | 220,705,199.31           | 220,705,199.31           | 193,555,355.70          | 168,158,907.37          |
|  | 5,287,374,155.76         | 4,449,556,361.77         | 2,974,971,417.75        | 2,423,524,157.41        |
|  | 10,801,093,805.60        | 7,234,742,639.85         | 4,512,888,388.00        | 3,668,653,664.03        |
|  | -                        | -                        | -                       | -                       |
|  | <b>10,801,093,805.60</b> | <b>7,234,742,639.85</b>  | <b>4,512,888,388.00</b> | <b>3,668,653,664.03</b> |
|  | <b>15,636,558,173.31</b> | <b>12,265,800,375.02</b> | <b>9,392,280,569.91</b> | <b>6,953,549,102.12</b> |

2

|  | 2021                    | 2020                    | 2019                    | 2018                    |
|--|-------------------------|-------------------------|-------------------------|-------------------------|
|  | <b>2,056,716,792.92</b> | <b>6,260,417,792.26</b> | <b>4,806,804,020.96</b> | <b>3,063,802,709.44</b> |
|  | 858,931,976.57          | 3,346,641,311.75        | 3,289,735,511.36        | 2,232,762,168.05        |
|  | 16,284,524.92           | 61,083,688.80           | 35,026,838.85           | 28,635,983.23           |
|  | 88,887,168.44           | 301,854,852.77          | 255,112,912.72          | 128,327,434.68          |
|  | 57,577,774.90           | 172,349,032.43          | 121,498,560.29          | 117,786,385.22          |
|  | 92,827,454.78           | 284,717,812.81          | 204,151,559.30          | 113,246,196.64          |
|  | -5,302,166.53           | 141,528,692.18          | 53,129,460.34           | 1,611,581.32            |
|  | 16,426,273.54           | 80,273,151.69           | 65,388,264.94           | 25,791,618.68           |
|  | 9,917,004.54            | 16,412,291.81           | 17,902,429.34           | 18,599,358.49           |
|  | 4,774,900.19            | 25,471,233.82           | 30,189,426.63           | 24,929,136.86           |
|  | 8,479,094.32            | 5,675,836.26            | 6,908,081.15            | -16,191,214.96          |
|  | 2,176,327.71            | 2,614,841.66            | -                       | -                       |
|  | -2,105,264.49           | 1,245,626.59            | -5,234,350.32           | 13,259,290.30           |
|  | -2,376,619.88           | -71,783,469.77          | -14,697,934.51          | 2,589,390.06            |
|  | 4,515,785.89            | -29,914,991.88          | -12,816,559.04          | 7,363,612.81            |
|  | -343,958.67             | -18,018,346.26          | -6,541,402.98           | 5,040,070.63            |
|  | <b>960,453,997.20</b>   | <b>1,864,918,290.28</b> | <b>845,956,439.03</b>   | <b>458,517,240.26</b>   |
|  | 1,898,504.84            | 12,889,216.85           | 16,897,963.68           | 7,757,924.37            |

|  |                       |                         |                       |                       |
|--|-----------------------|-------------------------|-----------------------|-----------------------|
|  | 644,682.60            | 3,899,465.44            | 184,158.59            | 129,905.64            |
|  | <b>961,707,819.44</b> | <b>1,873,908,041.69</b> | <b>862,670,244.12</b> | <b>466,145,258.99</b> |
|  | 123,890,025.45        | 245,124,254.06          | 145,426,535.45        | 58,830,542.68         |
|  | <b>837,817,793.99</b> | <b>1,628,783,787.63</b> | <b>717,243,708.67</b> | <b>407,314,716.31</b> |
|  | -                     | -                       | -                     | -                     |
|  | 837,817,793.99        | 1,628,783,787.63        | 717,243,708.67        | 407,314,716.31        |
|  | <b>2,189,329.43</b>   | <b>-32,274,518.98</b>   | <b>10,620,833.40</b>  | <b>11,271,623.87</b>  |
|  | 2,189,329.43          | -32,274,518.98          | 10,620,833.40         | 11,271,623.87         |
|  | 649,592.50            | -3,217,914.84           | -                     | -                     |
|  | 1,539,736.93          | -29,056,604.14          | 10,620,833.40         | 11,271,623.87         |
|  | -                     | -                       | -                     | -                     |
|  | <b>840,007,123.42</b> | <b>1,596,509,268.65</b> | <b>727,864,542.07</b> | <b>418,586,340.18</b> |
|  | 840,007,123.42        | 1,596,509,268.65        | 727,864,542.07        | 418,586,340.18        |
|  | -                     | -                       | -                     | -                     |
|  |                       |                         |                       |                       |
|  | 0.40                  | 0.83                    | 0.37                  | 0.23                  |
|  | 0.40                  | 0.81                    |                       |                       |

### 3

|  | 2021                    | 2020                    | 2019                    | 2018                    |
|--|-------------------------|-------------------------|-------------------------|-------------------------|
|  |                         |                         |                         |                         |
|  | 1,114,840,642.90        | 4,260,896,686.12        | 4,515,888,387.61        | 3,304,200,550.98        |
|  | 31,433,373.58           | 150,547,543.63          | 133,103,705.74          | 55,198,126.62           |
|  | 14,473,119.59           | 42,603,582.52           | 89,326,909.64           | 49,720,199.30           |
|  | <b>1,160,747,136.07</b> | <b>4,454,047,812.27</b> | <b>4,738,319,002.99</b> | <b>3,409,118,876.90</b> |
|  | 539,887,323.99          | 1,667,088,694.33        | 3,368,644,502.93        | 2,325,631,527.20        |
|  | 106,966,474.99          | 316,786,736.20          | 287,842,958.25          | 256,273,716.64          |
|  | 222,195,171.16          | 248,246,780.53          | 151,625,868.89          | 160,534,112.01          |
|  | 152,786,211.95          | 520,758,281.51          | 420,008,980.35          | 235,770,269.30          |
|  | <b>1,021,835,182.09</b> | <b>2,752,880,492.57</b> | <b>4,228,122,310.42</b> | <b>2,978,209,625.15</b> |

|  |                          |                          |                          |                          |
|--|--------------------------|--------------------------|--------------------------|--------------------------|
|  | <b>138,911,953.98</b>    | <b>1,701,167,319.70</b>  | <b>510,196,692.57</b>    | <b>430,909,251.75</b>    |
|  |                          |                          |                          |                          |
|  | 700,000,000.00           | -                        | -                        | 4,200,000.00             |
|  | 8,042,032.81             | 25,655,598.20            | 8,272,192.47             | 6,137,288.85             |
|  | 4,380,170.26             | 11,614,469.66            | 16,579,973.39            | 7,154,807.27             |
|  | 30,732,222.53            | 125,909,899.04           | 131,264,078.45           | 108,900,833.79           |
|  | <b>743,154,425.60</b>    | <b>163,179,966.90</b>    | <b>156,116,244.31</b>    | <b>126,392,929.91</b>    |
|  | 1,131,248,531.40         | 1,950,128,106.90         | 1,301,734,508.16         | 1,257,129,436.89         |
|  | 1,400,000,000.00         | 468,488,079.84           | -                        | -                        |
|  | 13,391,262.81            | 118,724,788.85           | 102,153,769.10           | 172,208,372.97           |
|  | <b>2,544,639,794.21</b>  | <b>2,537,340,975.59</b>  | <b>1,403,888,277.26</b>  | <b>1,429,337,809.86</b>  |
|  | <b>-1,801,485,368.61</b> | <b>-2,374,161,008.69</b> | <b>-1,247,772,032.95</b> | <b>-1,302,944,879.95</b> |
|  |                          |                          |                          |                          |
|  | 2,499,999,996.79         | 28,658,000.00            | 269,700,000.00           | -                        |
|  | 515,574,315.63           | 2,772,983,295.88         | 1,954,723,227.20         | 1,078,769,050.66         |
|  | 151,052,822.55           | 255,660,791.32           | 277,454,484.32           | 349,496,734.24           |
|  | -                        | 1,444,025,000.00         | -                        | -                        |
|  | <b>3,166,627,134.97</b>  | <b>4,501,327,087.20</b>  | <b>2,501,877,711.52</b>  | <b>1,428,265,784.90</b>  |
|  | 598,455,977.28           | 2,330,256,654.52         | 1,291,775,272.59         | 584,818,797.80           |
|  | 15,860,385.73            | 244,567,836.56           | 229,761,226.52           | 79,161,657.99            |
|  | 464,223,533.85           | 557,330,065.30           | 296,310,722.70           | 327,641,933.96           |
|  | <b>1,078,539,896.86</b>  | <b>3,132,154,556.38</b>  | <b>1,817,847,221.81</b>  | <b>991,622,389.75</b>    |
|  | <b>2,088,087,238.11</b>  | <b>1,369,172,530.82</b>  | <b>684,030,489.71</b>    | <b>436,643,395.15</b>    |
|  | <b>3,093,352.09</b>      | <b>-29,075,003.29</b>    | <b>3,862,938.18</b>      |                          |
|  | <b>428,607,175.57</b>    | <b>667,103,838.54</b>    | <b>-49,681,912.49</b>    | <b>-420,897,186.34</b>   |
|  | 1,146,171,930.13         | 479,068,091.59           | 528,750,004.08           | 949,647,190.42           |

|  | 2021 3 31               | 2020 12 31              | 2019 12 31              | 2018 12 31              |
|--|-------------------------|-------------------------|-------------------------|-------------------------|
|  |                         |                         |                         |                         |
|  | 433,405,344.01          | 299,567,786.91          | 223,564,789.23          | 248,453,770.98          |
|  | 200,000,000.00          | -                       | -                       | -                       |
|  | -                       | -                       | 379,492.22              | 4,970,224.71            |
|  | 325,506,488.16          | 488,505,596.47          | 1,567,902,478.98        | 774,398,067.88          |
|  | 340,671,833.42          | 588,347,375.06          | 778,907,971.16          | 502,280,814.30          |
|  | 678,893,018.99          | 633,026,500.88          | -                       | -                       |
|  | 91,443,646.35           | 39,787,487.32           | 45,197,178.86           | 39,136,580.02           |
|  | 991,986,265.84          | 682,247,356.05          | 356,091,353.75          | 115,299,644.49          |
|  | 276,976,702.20          | 179,788,994.03          | 209,640,163.73          | 162,383,851.02          |
|  | 2,067,086.02            | 17,020.44               | 9,673,749.05            | 24,941,889.24           |
|  | <b>3,340,950,384.99</b> | <b>2,911,288,117.16</b> | <b>3,191,357,176.98</b> | <b>1,871,864,842.64</b> |
|  |                         |                         |                         |                         |
|  | 1,048,728,512.37        | 1,046,552,184.66        | 1,043,137,343.00        | 786,137,343.00          |
|  | 1,305,429,696.39        | 1,016,732,435.83        | 994,488,315.18          | 927,127,844.80          |
|  | 270,866,935.80          | 293,288,787.44          | 163,647,371.24          | 243,785,148.44          |
|  | 234,931,888.88          | 237,077,496.41          | 170,704,769.30          | 131,628,507.77          |
|  | 753,911.80              | 11,649.38               | 150,172.37              | 265,068.34              |
|  | 22,012,917.51           | 22,181,477.91           | 6,379,124.69            | 10,881,999.81           |
|  | 3,180,492,095.53        | 2,161,507,235.87        | 567,405,500.94          | 788,994,654.72          |
|  | <b>6,063,215,958.28</b> | <b>4,777,351,267.50</b> | <b>2,945,912,596.72</b> | <b>2,888,820,566.88</b> |
|  | <b>9,404,166,343.27</b> | <b>7,688,639,384.66</b> | <b>6,137,269,773.70</b> | <b>4,760,685,409.52</b> |
|  |                         |                         |                         |                         |
|  | 232,856,500.00          | 140,391,130.00          | 736,237,118.11          | 328,446,377.87          |
|  | -                       | -                       | -                       | 738,000.00              |
|  | 38,897,227.00           | -                       | 190,000,000.00          | 88,051,988.88           |
|  | 471,815,536.35          | 604,274,221.67          | 1,483,614,555.57        | 745,246,372.34          |
|  | -                       | -                       | -                       | -                       |
|  | 79,281,893.96           | 58,126,632.90           | 17,454,654.26           | 4,662,060.73            |
|  | 22,666,010.33           | 25,684,776.32           | 18,089,920.60           | 14,964,926.68           |
|  | 48,350,681.11           | 64,209,186.23           | 53,925,402.29           | 3,721,807.65            |

|  |                         |                         |                         |                         |
|--|-------------------------|-------------------------|-------------------------|-------------------------|
|  | 761,529,615.10          | 1,647,392,704.28        | 338,332,869.33          | 632,131,765.44          |
|  | 2,417,811.67            | 976,742.73              | 4,512,898.61            | 9,851,014.20            |
|  | 299,000.00              | 299,000.00              | -                       | -                       |
|  | -                       | -                       | -                       | 11,056,290.73           |
|  | <b>1,655,397,463.85</b> | <b>2,540,078,651.40</b> | <b>2,837,654,520.16</b> | <b>1,829,019,590.32</b> |
|  |                         |                         |                         |                         |
|  | 170,000,000.00          | 235,000,000.00          | -                       | -                       |
|  | -                       | 236,681,991.63          | -                       | -                       |
|  | 20,722,975.89           | 23,487,048.57           | 34,543,339.29           | 34,543,339.27           |
|  | <b>190,722,975.89</b>   | <b>495,169,040.20</b>   | <b>34,543,339.29</b>    | <b>34,543,339.27</b>    |
|  | <b>1,846,120,439.74</b> | <b>3,035,247,691.60</b> | <b>2,872,197,859.45</b> | <b>1,863,562,929.59</b> |
|  |                         |                         |                         |                         |
|  | 536,548,313.50          | 510,312,197.00          | 487,500,000.00          | 450,000,000.00          |
|  | -                       | 49,401,670.49           | -                       | -                       |
|  | 4,794,143,908.15        | 2,045,095,156.05        | 839,115,113.41          | 622,230,162.41          |
|  | 28,359,000.00           | 28,359,000.00           | -                       | -                       |
|  | -5,613,537.32           | -5,964,567.44           | -                       | -                       |
|  | 220,705,199.31          | 220,705,199.31          | 193,555,355.70          | 168,158,907.37          |
|  | 2,040,621,019.89        | 1,862,201,037.65        | 1,744,901,445.14        | 1,656,733,410.15        |
|  | 7,558,045,903.53        | 4,653,391,693.06        | 3,265,071,914.25        | 2,897,122,479.93        |
|  | -                       | -                       | -                       | -                       |
|  | <b>7,558,045,903.53</b> | <b>4,653,391,693.06</b> | <b>3,265,071,914.25</b> | <b>2,897,122,479.93</b> |
|  | <b>9,404,166,343.27</b> | <b>7,688,639,384.66</b> | <b>6,137,269,773.70</b> | <b>4,760,685,409.52</b> |

5

|  | 2021           | 2020             | 2019             | 2018       |
|--|----------------|------------------|------------------|------------|
|  | 919,104,389.57 | 4,553,484,065.43 | 3,591,539,008.03 | 2,115,1710 |

|  |               |                |                |               |
|--|---------------|----------------|----------------|---------------|
|  | 35,690,337.44 | 145,433,731.51 | 100,075,014.72 | 79,974,931.66 |
|  | -5,224,530.14 | 79,213,541.67  | 27,911,159.88  | 28,246,194.85 |
|  | 6,605,919.76  | 58,260,295.56  | 31,980,999.88  | 15,368,900.18 |
|  | 6,738,729.33  | 5,119,750.54   | 12,524,684.44  | 13,377,822.49 |
|  | 3,105,860.97  | 15,040,420.63  | 16,361,949.96  | 11,176,810.34 |
|  | 2,176,327.71  | -4,288,623.74  | 471,707.68     | 87,550,157.14 |
|  | 2,176,327.71  | 2,614,841.66   | -              | -             |
|  | -             | -379,492.22    | -3,852,732.49  | 6,338,824.71  |
|  | -2,375,065.57 | -68,495,338.01 | -14,697,934.51 | -2,335,927.27 |
|  | 7,456,921.14  | -17,377,891.48 | -15,465,340.85 | -5,195,846.30 |
|  | 712,300.36    | -16,774,163.09 | -              |               |

|  |                          |                          |                         |                         |
|--|--------------------------|--------------------------|-------------------------|-------------------------|
|  | <b>496,901,365.55</b>    | <b>3,244,750,343.51</b>  | <b>3,035,945,554.48</b> | <b>1,981,881,636.67</b> |
|  | <b>96,022,115.52</b>     | <b>-278,932,977.54</b>   | <b>289,722,729.43</b>   | <b>526,425,823.88</b>   |
|  | -                        | -                        | -                       | -                       |
|  | -                        | -                        | 1,759,200.00            | 97,285,550.00           |
|  | 712,300.36               | 11,397,687.32            | 3,093,989.93            | 2,825,764.49            |
|  | -                        | -                        | -                       | -                       |
|  | 30,723,813.81            | 258,179,396.36           | 246,772,690.36          | 270,508,983.03          |
|  | <b>31,436,114.17</b>     | <b>269,577,083.68</b>    | <b>251,625,880.29</b>   | <b>370,620,297.52</b>   |
|  | 220,683,907.33           | 287,276,684.06           | 184,514,117.79          | 225,584,953.98          |
|  | 200,000,000.00           | 800,000.00               | 257,000,000.00          | 238,982,321.00          |
|  | 2,084,144,015.14         | 2,126,958,214.27         | 338,217,053.07          | 726,182,465.28          |
|  | <b>2,504,827,922.47</b>  | <b>2,415,034,898.33</b>  | <b>779,731,170.86</b>   | <b>1,190,749,740.26</b> |
|  | <b>-2,473,391,808.30</b> | <b>-2,145,457,814.65</b> | <b>-528,105,290.57</b>  | <b>-820,129,442.74</b>  |
|  |                          |                          |                         |                         |
|  | 2,499,999,996.79         | 28,658,000.00            | 269,700,000.00          | -                       |
|  | 340,574,315.63           | 669,967,570.88           | 1,064,410,735.92        | 408,913,484.01          |
|  | 259,579,011.26           | 1,369,267,749.36         | 168,683,559.31          | 687,483,506.91          |
|  | -                        | 1,444,025,000.00         | -                       | -                       |
|  | <b>3,100,153,323.68</b>  | <b>3,511,918,320.24</b>  | <b>1,502,794,295.23</b> | <b>1,096,396,990.92</b> |
|  | 157,319,006.22           | 764,468,760.28           | 656,619,995.68          | 348,986,756.14          |
|  | 4,504,498.03             | 163,436,592.51           | 176,772,652.43          | 34,029,518.46           |
|  | 453,559,542.54           | 126,294,817.74           | 444,513,969.81          | 426,984,600.29          |

1

2021 3 31

|    |     |  |  |  | 2021 3 31 |        |
|----|-----|--|--|--|-----------|--------|
|    |     |  |  |  |           | %      |
| 1  |     |  |  |  | 100.00    | -      |
| 2  |     |  |  |  | 100.00    | -      |
| 3  |     |  |  |  | 100.00    | -      |
| 4  |     |  |  |  | 100.00    | -      |
| 5  |     |  |  |  | 100.00    | -      |
| 6  | ( ) |  |  |  | 100.00    | -      |
| 7  |     |  |  |  | 100.00    | -      |
| 8  | ( ) |  |  |  | -         | 100.00 |
| 9  | ( ) |  |  |  | -         | 100.00 |
| 10 |     |  |  |  | 100.00    | -      |
| 11 |     |  |  |  | -         | 100.00 |

2

|    |  | 2021 | 2020 | 2019 | 2018 |
|----|--|------|------|------|------|
| 1  |  |      |      |      |      |
| 2  |  |      |      |      |      |
| 3  |  |      |      |      |      |
| 4  |  |      |      |      |      |
| 5  |  |      |      |      |      |
| 6  |  |      |      |      |      |
| 7  |  |      |      |      |      |
| 8  |  |      |      |      |      |
| 9  |  |      |      |      |      |
| 10 |  |      |      |      | -    |
| 11 |  |      |      | -    | -    |

1

1

2010

|      |  | %     |      |      |
|------|--|-------|------|------|
|      |  |       |      |      |
| 2021 |  | 8.85  | 0.40 | 0.40 |
|      |  | 8.77  | 0.39 | 0.39 |
| 2020 |  | 29.46 | 0.83 | 0.81 |
|      |  | 29.29 | 0.83 | 0.80 |
| 2019 |  | 17.10 | 0.37 |      |
|      |  | 16.45 | 0.36 |      |
| 2018 |  | 11.79 | 0.23 |      |
|      |  | 10.79 | 0.21 |      |

2

ROE

$$\text{ROE} = \frac{P \div E_0 \cdot \frac{NP}{2} + E_i \times \frac{M_i}{M_0} + E_j \times \frac{M_j}{M_0} + E_k \times \frac{M_k}{M_0}}{P}$$

$$= \left[ \frac{NP}{E_0} + \frac{E_i}{M_0} \cdot \frac{M_i}{M_0} + \frac{E_j}{M_0} \cdot \frac{M_j}{M_0} + \frac{E_k}{M_0} \cdot \frac{M_k}{M_0} \right] \times (1 - \frac{S_0 + S_1 + S_i \times \frac{M_i}{M_0} + S_j \times \frac{M_j}{M_0} + S_k}{P})$$

M0

Mi

Mj

2

|   | 2021 3 31   | 2020 12 31  | 2019 12 31  | 2018 12 31  |
|---|-------------|-------------|-------------|-------------|
|   | 2.14        | 1.67        | 1.00        | 1.35        |
|   | 1.91        | 1.53        | 0.89        | 1.19        |
|   | 19.63%      | 39.48%      | 46.80%      | 39.14%      |
|   | 30.92%      | 41.02%      | 51.95%      | 47.24%      |
|   | <b>2021</b> | <b>2020</b> | <b>2019</b> | <b>2018</b> |
|   | 1.70        | 5.02        | 4.99        | 4.61        |
|   | 1.33        | 6.95        | 7.64        | 6.93        |
|   | 45.71       | 14.83       | 8.73        | 6.36        |
|   | 108,080.95  | 235,731.37  | 126,175.99  | 74,743.79   |
| / | 0.06        | 0.83        | 0.26        | 0.24        |

1 2021 1-3

2

1

= ÷

2

= ÷

3

= ÷ ×100%

4

= ÷

5

= ÷

6

÷

7

= + + +

8

/

1

|  | 2021 3 31  | 2020 12 31 | 2019 12 31 | 2018 12 31 |            |        |           |        |
|--|------------|------------|------------|------------|------------|--------|-----------|--------|
|  |            |            |            |            |            |        |           |        |
|  |            |            |            |            |            |        |           |        |
|  | 229,369.44 | 14.67%     | 158,996.70 | 12.96%     | 61,300.04  | 6.53%  | 68,301.90 | 9.82%  |
|  | 110,000.00 | 7.03%      | 40,000.00  | 3.26%      | -          | -      | -         | -      |
|  | 3.99       | 0.00%      | 144.57     | 0.01%      | 111.78     | 0.01%  | 617.24    | 0.09%  |
|  | 52,771.50  | 3.37%      | 54,677.26  | 4.46%      | 197,638.32 | 21.04% | 91,129.45 | 13.11% |
|  | 103,696.57 | 6.63%      | 138,837.36 | 11.32%     | 110,724.56 | 11.79% | 82,119.52 | 11.81% |
|  | 123,708.57 | 7.91%      | 68,453.07  | 5.58%      | -          | -      | -         | -      |
|  | 53,348.42  | 3.41%      | 36,315.44  | 2.96%      | 9,318.35   | 0.99%  | 6,547.48  | 0.94%  |
|  | 2,753.38   | 0.18%      | 2,426.77   | 0.20%      | 368.42     | 0.04%  | 129.68    | 0.02%  |

|  | 2021 3 31    |         | 2020 12 31   |         | 2019 12 31 |         | 2018 12 31 |         |
|--|--------------|---------|--------------|---------|------------|---------|------------|---------|
|  | 81,033.58    | 5.18%   | 47,939.52    | 3.91%   | 48,361.96  | 5.15%   | 37,712.32  | 5.42%   |
|  | 14,007.84    | 0.90%   | 9,136.97     | 0.74%   | 17,451.04  | 1.86%   | 18,166.62  | 2.61%   |
|  | 770,693.28   | 49.29%  | 556,927.67   | 45.40%  | 445,274.47 | 47.41%  | 304,724.21 | 43.82%  |
|  |              |         |              |         |            |         |            |         |
|  | 5,461.98     | 0.35%   | 5,397.02     | 0.44%   | -          | -       | -          | -       |
|  | 1,609.12     | 0.10%   | 1,391.48     | 0.11%   | -          | -       | -          | -       |
|  | 1,987.58     | 0.13%   | 2,023.37     | 0.16%   | 2,166.52   | 0.23%   | 2,309.66   | 0.33%   |
|  | 358,107.91   | 22.90%  | 333,369.82   | 27.18%  | 307,066.52 | 32.69%  | 216,627.59 | 31.15%  |
|  | 259,082.25   | 16.57%  | 193,715.14   | 15.79%  | 93,682.85  | 9.97%   | 96,257.01  | 13.84%  |
|  | 17,381.02    | 1.11%   | 17,380.50    | 1.42%   | 18,893.06  | 2.01%   | -          | -       |
|  | 52,327.19    | 3.35%   | 52,957.00    | 4.32%   | 42,713.05  | 4.55%   | 53,680.99  | 7.72%   |
|  | 671.45       | 0.04%   | 517.57       | 0.04%   | 693.51     | 0.07%   | 277.75     | 0.04%   |
|  | 2,833.11     | 0.18%   | 2,599.05     | 0.21%   | 1,845.86   | 0.20%   | 1,900.57   | 0.27%   |
|  | 93,500.93    | 5.98%   | 60,301.41    | 4.92%   | 26,892.23  | 2.86%   | 19,577.13  | 2.82%   |
|  | 792,962.53   | 50.71%  | 669,652.37   | 54.60%  | 493,953.59 | 52.59%  | 390,630.70 | 56.18%  |
|  | 1,563,655.82 | 100.00% | 1,226,580.04 | 100.00% | 939,228.06 | 100.00% | 695,354.91 | 100.00% |

695,354.91

939,228.06

1,226,580.04

1,563,655.82

43.82%

47.41% 45.40% 49.29%

56.18% 52.59%

54.60% 50.71%

2

|  | 2021 3 31  | 2020 12 31 | 2019 12 31 | 2018 12 31 |
|--|------------|------------|------------|------------|
|  |            |            |            |            |
|  |            |            |            |            |
|  | 48,285.65  | 61,740.20  | 131,627.75 | 45,039.91  |
|  | 9.99%      | 12.27%     | 26.98%     | 13.71%     |
|  | 69.95      | -          | 91.78      | 73.80      |
|  | 0.01%      | -          | 0.02%      | 0.02%      |
|  | 95,666.86  | 71,357.13  | 33,856.29  | 21,983.20  |
|  | 19.78%     | 14.18%     | 6.94%      | 6.69%      |
|  | 134,247.04 | 129,464.35 | 185,470.56 | 121,654.12 |
|  | 27.76%     | 25.73%     | 38.01%     | 37.03%     |
|  | 12,449.54  | 9,117.80   | 2,499.38   | 1,404.24   |
|  | 2.57%      | 1.81%      | 0.51%      | 0.43%      |
|  | 4,754.52   | 4,893.90   | 3,175.83   | 2,622.60   |
|  | 0.98%      | 0.97%      | 0.65%      | 0.80%      |
|  | 25,638.18  | 30,343.21  | 12,935.23  | 8,168.13   |
|  | 5.30%      | 6.03%      | 2.65%      | 2.49%      |
|  | 9,811.32   | 10,081.55  | 4,554.32   | 3,868.14   |
|  | 2.03%      | 2.00%      | 0.93%      | 1.18%      |
|  | 617.15     | 285.62     | 483.17     | 156.27     |
|  | 0.13%      | 0.06%      | 0.10%      | 0.05%      |
|  | 29.90      | 29.90      | -          | -          |
|  | 0.01%      | 0.01%      | -          | -          |
|  | 9,164.27   | 9,766.03   | 4,071.15   | 3,711.87   |
|  | 1.90%      | 1.94%      | 0.83%      | 1.13%      |
|  | 29,570.85  | 16,082.00  | 71,197.78  | 20,190.59  |
|  | 6.12%      | 3.20%      | 14.59%     | 6.15%      |
|  | 360,493.91 | 333,080.14 | 445,408.92 | 225,004.74 |
|  | 74.55%     | 66.20%     | 91.28%     | 68.50%     |
|  |            |            |            |            |
|  | 114,599.25 | 137,501.19 | 28,190.24  | 98,943.94  |
|  | 23.70%     | 27.33%     | 5.78%      | 30.12%     |
|  | -          | 23,668.20  | -          | -          |
|  | -          | 4.70%      | -          | -          |
|  | 1,148.23   | 1,150.81   | 1,101.62   | -          |
|  | 0.24%      | 0.23%      | 0.23%      | -          |
|  | 4,212.83   | 4,401.49   | 8,697.58   | -          |
|  | 0.87%      | 0.87%      | 1.78%      | -          |
|  | 3,092.22   | 3,303.95   | 4,540.86   | 4,540.86   |
|  | 0.64%      | 0.66%      | 0.93%      | 1.38%      |
|  | 123,052.52 | 170,025.64 | 42,530.30  | 103,484.81 |
|  | 25.45%     | 33.80%     | 8.72%      | 31.50%     |
|  | 483,546.44 | 503,105.77 | 487,939.22 | 328,489.54 |
|  | 100.00%    | 100.00%    | 100.00%    | 100.00%    |

328,489.54

487,939.22

503,105.77

483,546.44

68.50% 91.28% 66.20% 74.55%

3

|  | 2021       | 2020       | 2019       | 2018       |
|--|------------|------------|------------|------------|
|  | 205,671.68 | 626,041.78 | 480,680.40 | 306,380.27 |
|  | 96,045.40  | 186,491.83 | 84,595.64  | 45,851.72  |
|  | 96,170.78  | 187,390.80 | 86,267.02  | 46,614.53  |
|  | 83,781.78  | 162,878.38 | 71,724.37  | 40,731.47  |

|            |            |            |            |
|------------|------------|------------|------------|
|            | 306,380.27 | 480,680.40 | 626,041.78 |
| 205,671.68 |            | 40,731.47  | 71,724.37  |
| 162,878.38 | 83,781.78  |            |            |

4

|  | 2021   | 2020   | 2019   | 2018   |
|--|--------|--------|--------|--------|
|  | 2.14   | 1.67   | 1.00   | 1.35   |
|  | 1.91   | 1.53   | 0.89   | 1.19   |
|  | 19.63% | 39.48% | 46.80% | 39.14% |
|  | 30.92% | 41.02% | 51.95% | 47.24% |

5

|  | 2021 | 2020 | 2019 | 2018 |
|--|------|------|------|------|
|  | 1.70 | 5.02 | 4.99 | 4.61 |
|  | 1.33 | 6.95 | 7.64 | 6.93 |

2021 1-3

4.61 4.99 5.02 1.70

6.93 7.64 6.95 1.33

**A**

A

400,000

|   |       |                   |                   |
|---|-------|-------------------|-------------------|
|   |       |                   |                   |
| 1 | 75    | 239,312.70        | 194,500.00        |
| 2 |       | 66,515.96         | 65,800.00         |
| 3 | 1,500 | 20,697.75         | 19,700.00         |
| 4 |       | 120,000.00        | 120,000.00        |
|   |       | <b>446,526.41</b> | <b>400,000.00</b> |

A

[2012]37

3 —

[2013]43

20%

1

80%

2

40%

3

20%

**1**

58,937.80  
91,778.07 64.22% 30%

|      |          |           |        |
|------|----------|-----------|--------|
|      |          |           |        |
| 2018 | 8,775.00 | 40,731.47 | 21.54% |
| 2019 |          |           |        |

6

2

2021 8 20

2021

A

**2021**

**A**

2021

A

2021

A

12

A

A

2021 8 20

**2021 H**

2021 H

**2021 A**

A

A

2021 A

2021 8 20

2021

A

A

A

A

A

A

100

A

6

A

A

A

1

“ ” A

A

$I=B \times i$

I

B

A

“ ” “

”

i A

2

1

A

A

1

A

20

A

20

A

20

A

= 20

A

/

20

A

A

=

A

/

A

2

A

$$P_1 = P_0 / (1+n)$$

$$P_1 = (P_0 + A \times k) / (1+k)$$

$$P_1 = (P_0 + A \times k) / (1+n+k)$$

$$P_1 = P_0 - D$$

$$P_1 = (P_0 - D + A \times k) / (1+n+k)$$

P<sub>1</sub>

P<sub>0</sub>

n

A

k

D

/

A

/

A

A

**1**

A

A

30

15

90%

A

20

A

A

30

**2**

A

=A

/

A

1

A

5

A

A

A

2

A

1

A

30

15

130%

130%

2

A

3,000

$$IA = B \times i \times t / 365$$

IA

B

A

i

A

t

30

**1**

A

2

30

70%

A

30

A

2

A

A

A

**2**

A

A

A

A

A

A

A

A

A

A

A

A

A

1

1

A

2

2

1

2

3

4

5

6

7

3

1

2

3

10%

4

A

400,000

|   |       |                   |                   |
|---|-------|-------------------|-------------------|
|   |       |                   |                   |
| 1 | 75    | 239,312.70        | 194,500.00        |
| 2 |       | 66,515.96         | 65,800.00         |
| 3 | 1,500 | 20,697.75         | 19,700.00         |
| 4 |       | 120,000.00        | 120,000.00        |
|   |       | <b>446,526.41</b> | <b>400,000.00</b> |

A

A

A

2021 8 20

2021

H

**2021**

**A**

A

2021

A

2021 8 20

**2021**

A

A

A

A

1

40

40

A

“ ”

2

A

A

A

A

A

A

A

A

400,000

400,000

A

100

A

6

A

A

A

1

“ ” A

A

$I=B \times i$

I

B

A

“ ” “

”

i A

2

1

A

2

A

3

A

4 A

A

1

A

20

A

20

A

20

A

= 20

A

/

20

A

A

=

A

/

A

2

A

$$P1 = P0 / (1+n)$$

$$P1 = (P0 + A \times k) / (1+k)$$

$$P1 = (P0 + A \times k) / (1+n+k)$$

$$P1 = P0 - D$$

$$P1 = (P0 - D + A \times k) / (1+n+k)$$

P1

P0

n

A

k

D

/

A

/

A

A

**1**

A

A

30

15

90%

A

20

A

A

30

**2**

A

=A

/

A

1

A

5

A

A

A

2

A

1

A

30

15

130%

130%

2

A

3,000

$$IA = B \times i \times t / 365$$

IA

B

A

i

A

t

30

1

A

2

30

70%

A

30

A

2

A

A

A

2

A

A

A

A

A

A

A

A

A

A

A

A

A

1

1

A

2

2

1

2

3

4

5

6

7

3

1

2

3

10%

4

A

400,000

|   |       |                   |                   |
|---|-------|-------------------|-------------------|
|   |       |                   |                   |
| 1 | 75    | 239,312.70        | 194,500.00        |
| 2 |       | 66,515.96         | 65,800.00         |
| 3 | 1,500 | 20,697.75         | 19,700.00         |
| 4 |       | 120,000.00        | 120,000.00        |
|   |       | <b>446,526.41</b> | <b>400,000.00</b> |

A

A

A

1

|  | 2021 3 31               | 2020 12 31              | 2019 12 31              | 2018 12 31              |
|--|-------------------------|-------------------------|-------------------------|-------------------------|
|  |                         |                         |                         |                         |
|  | 2,293,694,382.07        | 1,589,967,013.69        | 613,000,364.84          | 683,018,973.73          |
|  | 1,100,000,000.00        | 400,000,000.00          | -                       | -                       |
|  | 39,913.02               | 1,445,666.57            | 1,117,793.99            | 6,172,390.30            |
|  | 527,714,968.57          | 546,772,640.17          | 1,976,383,235.76        | 911,294,531.23          |
|  | 1,036,965,655.86        | 1,388,373,649.20        | 1,107,245,636.40        | 821,195,179.32          |
|  | 1,237,085,688.64        | 684,530,748.37          | -                       | -                       |
|  | 533,484,197.38          | 363,154,384.40          | 93,183,465.96           | 65,474,835.88           |
|  | 27,533,834.09           | 24,267,677.88           | 3,684,181.68            | 1,296,794.21            |
|  | 810,335,771.15          | 479,395,186.67          | 483,619,647.17          | 377,123,199.96          |
|  | 140,078,416.97          | 91,369,716.90           | 174,510,375.27          | 181,666,205.48          |
|  | <b>7,706,932,827.75</b> | <b>5,569,276,683.85</b> | <b>4,452,744,701.07</b> | <b>3,047,242,110.11</b> |
|  |                         |                         |                         |                         |
|  | 54,619,757.50           | 53,970,165.00           | -                       | -                       |
|  | 16,091,169.37           | 13,914,841.66           | -                       | -                       |
|  | 19,875,833.83           | 20,233,701.43           | 21,665,171.83           | 23,096,642.23           |
|  | 3,581,079,094.34        | 3,333,698,217.15        | 3,070,665,219.42        | 2,166,275,875.65        |

|  | 2021 3 31                | 2020 12 31               | 2019 12 31              | 2018 12 31              |
|--|--------------------------|--------------------------|-------------------------|-------------------------|
|  | 2,590,822,500.87         | 1,937,151,385.42         | 936,828,544.14          | 962,570,065.48          |
|  | 173,810,161.12           | 173,805,026.26           | 188,930,554.53          | -                       |
|  | 523,271,923.86           | 529,570,040.37           | 427,130,471.49          | 536,809,851.25          |
|  | 6,714,459.23             | 5,175,651.56             | 6,935,053.37            | 2,777,526.55            |
|  | 28,331,099.76            | 25,990,515.11            | 18,458,589.23           | 19,005,748.81           |
|  | 935,009,345.68           | 603,014,147.21           | 268,922,264.83          | 195,771,282.04          |
|  | <b>7,929,625,345.56</b>  | <b>6,696,523,691.17</b>  | <b>4,939,535,868.84</b> | <b>3,906,306,992.01</b> |
|  | <b>15,636,558,173.31</b> | <b>12,265,800,375.02</b> | <b>9,392,280,569.91</b> | <b>6,953,549,102.12</b> |
|  |                          |                          |                         |                         |
|  | 482,856,500.00           | 617,402,035.00           | 1,316,277,482.79        | 450,399,136.69          |
|  | 699,510.94               | -                        | 917,754.01              | 738,000.00              |
|  | 956,668,576.43           | 713,571,260.89           | 338,562,948.43          | 219,832,038.07          |
|  | 1,342,470,431.28         | 1,294,643,492.26         | 1,854,705,642.59        | 1,216,541,204.11        |
|  | 124,495,350.79           | 91,178,042.21            | 24,993,817.16           | 14,042,379.21           |
|  | 47,545,246.26            | 48,938,953.78            | 31,758,290.80           | 26,225,994.20           |
|  | 256,381,804.45           | 303,432,110.05           | 129,352,280.77          | 81,681,336.98           |
|  | 98,113,215.34            | 100,815,515.00           | 45,543,202.52           | 38,681,381.51           |
|  | 6,171,482.48             | 2,856,171.00             | 4,831,749.01            | 1,562,660.53            |
|  | 299,000.00               | 299,000.00               | -                       | -                       |
|  | 295,708,500.00           | 160,819,952.95           | 711,977,777.21          | 201,905,909.70          |
|  | <b>3,604,939,135.49</b>  | <b>3,330,801,362.14</b>  | <b>4,454,089,196.28</b> | <b>2,250,047,380.47</b> |
|  |                          |                          |                         |                         |
|  | 1,145,992,460.17         | 1,375,011,882.07         | 281,902,410.30          | 989,439,412.61          |
|  | -                        | 236,681,991.63           | -                       | -                       |
|  | 11,482,283.85            | 11,508,090.39            | 11,016,173.42           | -                       |
|  | 42,128,293.44            | 44,014,924.20            | 86,975,757.21           | -                       |
|  | 30,922,194.76            | 33,039,484.74            | 45,408,644.70           | 45,408,645.01           |
|  | <b>1,230,525,232.22</b>  | <b>1,700,256,373.03</b>  | <b>425,302,985.63</b>   | <b>1,034,848,057.62</b> |
|  | <b>4,835,464,367.71</b>  | <b>5,031,057,735.17</b>  | <b>4,879,392,181.91</b> | <b>3,284,895,438.09</b> |
|  |                          |                          |                         |                         |
|  | 536,548,313.50           | 510,312,197.00           | 487,500,000.00          | 450,000,000.00          |
|  | -                        | 49,401,670.49            | -                       | -                       |

|  | 2021 3 31        | 2020 12 31       | 2019 12 31     | 2018 12 31     |
|--|------------------|------------------|----------------|----------------|
|  | 4,794,143,908.15 | 2,045,095,156.05 | 839,115,113.41 | 622,230,162.41 |
|  | 28,359,000.00    | 28,359,000.00    | -              | -              |

5 3 9 9 0 2 9 4 3 . 1 4 0 1 4 , 2 0 5

|  |                       |                         |                       |                       |
|--|-----------------------|-------------------------|-----------------------|-----------------------|
|  | 644,682.60            | 3,899,465.44            | 184,158.59            | 129,905.64            |
|  | <b>961,707,819.44</b> | <b>1,873,908,041.69</b> | <b>862,670,244.12</b> | <b>466,145,258.99</b> |
|  | 123,890,025.45        | 245,124,254.06          | 145,426,535.45        | 58,830,542.68         |
|  | <b>837,817,793.99</b> | <b>1,628,783,787.63</b> | <b>717,243,708.67</b> | <b>407,314,716.31</b> |
|  | -                     | -                       | -                     | -                     |
|  | 837,817,793.99        | 1,628,783,787.63        | 717,243,708.67        | 407,314,716.31        |
|  | <b>2,189,329.43</b>   | <b>-32,274,518.98</b>   | <b>10,620,833.40</b>  | <b>11,271,623.87</b>  |
|  | 2,189,329.43          | -32,274,518.98          | 10,620,833.40         | 11,271,623.87         |
|  | 649,592.50            | -3,217,914.84           | -                     | -                     |
|  | 1,539,736.93          | -29,056,604.14          | 10,620,833.40         | 11,271,623.87         |
|  | -                     | -                       | -                     | -                     |
|  | <b>840,007,123.42</b> | <b>1,596,509,268.65</b> | <b>727,864,542.07</b> | <b>418,586,340.18</b> |
|  | 840,007,123.42        | 1,596,509,268.65        | 727,864,542.07        | 418,586,340.18        |
|  | -                     | -                       | -                     | -                     |
|  |                       |                         |                       |                       |
|  | 0.40                  | 0.83                    | 0.37                  | 0.23                  |
|  | 0.40                  | 0.81                    |                       |                       |

### 3

|  | 2021                    | 2020                    | 2019                    | 2018                    |
|--|-------------------------|-------------------------|-------------------------|-------------------------|
|  |                         |                         |                         |                         |
|  | 1,114,840,642.90        | 4,260,896,686.12        | 4,515,888,387.61        | 3,304,200,550.98        |
|  | 31,433,373.58           | 150,547,543.63          | 133,103,705.74          | 55,198,126.62           |
|  | 14,473,119.59           | 42,603,582.52           | 89,326,909.64           | 49,720,199.30           |
|  | <b>1,160,747,136.07</b> | <b>4,454,047,812.27</b> | <b>4,738,319,002.99</b> | <b>3,409,118,876.90</b> |
|  | 539,887,323.99          | 1,667,088,694.33        | 3,368,644,502.93        | 2,325,631,527.20        |
|  | 106,966,474.99          | 316,786,736.20          | 287,842,958.25          | 256,273,716.64          |
|  | 222,195,171.16          | 248,246,780.53          | 151,625,868.89          | 160,534,112.01          |
|  | 152,786,211.95          | 520,758,281.51          | 420,008,980.35          | 235,770,269.30          |
|  | <b>1,021,835,182.09</b> | <b>2,752,880,492.57</b> |                         |                         |

|  |                       |                         |                       |                       |
|--|-----------------------|-------------------------|-----------------------|-----------------------|
|  | <b>138,911,953.98</b> | <b>1,701,167,319.70</b> | <b>510,196,692.57</b> | <b>430,909,251.75</b> |
|  |                       |                         |                       |                       |
|  | 700,000,000.00        | -                       | -                     | 4,200,000.00          |
|  | 8,042,032.81          | 25,655,598.20           | 8,272,192.47          | 6,137,288.85          |
|  | 4,380,170.26          | 11,614,469.66           | 16,579,973.39         | 7,154,807.27          |
|  | 30,732,222.53         | 125,909,899.04          | 131,264,078.45        | 108,900,833.79        |
|  | <b>743,154,425.60</b> | <b>163,179,966.90</b>   | <b>156,116,244.31</b> | <b>126,392,929.91</b> |
|  | 1,131,248,531.40      | 1,950,128,106.90        | 1,301,734,508.16      | 1,257,129,436.89      |

|  | 2021 3 31               | 2020 12 31              | 2019 12 31              | 2018 12 31              |
|--|-------------------------|-------------------------|-------------------------|-------------------------|
|  |                         |                         |                         |                         |
|  | 433,405,344.01          | 299,567,786.91          | 223,564,789.23          | 248,453,770.98          |
|  | 200,000,000.00          | -                       | -                       | -                       |
|  | -                       | -                       | 379,492.22              | 4,970,224.71            |
|  | 325,506,488.16          | 488,505,596.47          | 1,567,902,478.98        | 774,398,067.88          |
|  | 340,671,833.42          | 588,347,375.06          | 778,907,971.16          | 502,280,814.30          |
|  | 678,893,018.99          | 633,026,500.88          | -                       | -                       |
|  | 91,443,646.35           | 39,787,487.32           | 45,197,178.86           | 39,136,580.02           |
|  | 991,986,265.84          | 682,247,356.05          | 356,091,353.75          | 115,299,644.49          |
|  | 276,976,702.20          | 179,788,994.03          | 209,640,163.73          | 162,383,851.02          |
|  | 2,067,086.02            | 17,020.44               | 9,673,749.05            | 24,941,889.24           |
|  | <b>3,340,950,384.99</b> | <b>2,911,288,117.16</b> | <b>3,191,357,176.98</b> | <b>1,871,864,842.64</b> |
|  |                         |                         |                         |                         |
|  | 1,048,728,512.37        | 1,046,552,184.66        | 1,043,137,343.00        | 786,137,343.00          |
|  | 1,305,429,696.39        | 1,016,732,435.83        | 994,488,315.18          | 927,127,844.80          |
|  | 270,866,935.80          | 293,288,787.44          | 163,647,371.24          | 243,785,148.44          |
|  | 234,931,888.88          | 237,077,496.41          | 170,704,769.30          | 131,628,507.77          |
|  | 753,911.80              | 11,649.38               | 150,172.37              | 265,068.34              |
|  | 22,012,917.51           | 22,181,477.91           | 6,379,124.69            | 10,881,999.81           |
|  | 3,180,492,095.53        | 2,161,507,235.87        | 567,405,500.94          | 788,994,654.72          |
|  | <b>6,063,215,958.28</b> | <b>4,777,351,267.50</b> | <b>2,945,912,596.72</b> | <b>2,888,820,566.88</b> |
|  | <b>9,404,166,343.27</b> | <b>7,688,639,384.66</b> | <b>6,137,269,773.70</b> | <b>4,760,685,409.52</b> |
|  |                         |                         |                         |                         |
|  | 232,856,500.00          | 140,391,130.00          | 736,237,118.11          | 328,446,377.87          |
|  | -                       | -                       | -                       | 738,000.00              |
|  | 38,897,227.00           | -                       | 190,000,000.00          | 88,051,988.88           |
|  | 471,815,536.35          | 604,274,221.67          | 1,483,614,555.57        | 745,246,372.34          |
|  | -                       | -                       | -                       | -                       |
|  | 79,281,893.96           | 58,126,632.90           | 17,454,654.26           | 4,662,060.73            |
|  | 22,666,010.33           | 25,684,776.32           | 18,089,920.60           | 14,964,926.68           |
|  | 48,350,681.11           | 64,209,186.23           | 53,925,402.29           | 3,721,807.65            |

|  |                         |                         |                         |                         |
|--|-------------------------|-------------------------|-------------------------|-------------------------|
|  | 761,529,615.10          | 1,647,392,704.28        | 338,332,869.33          | 632,131,765.44          |
|  | 2,417,811.67            | 976,742.73              | 4,512,898.61            | 9,851,014.20            |
|  | 299,000.00              | 299,000.00              | -                       | -                       |
|  | -                       | -                       | -                       | 11,056,290.73           |
|  | <b>1,655,397,463.85</b> | <b>2,540,078,651.40</b> | <b>2,837,654,520.16</b> | <b>1,829,019,590.32</b> |
|  |                         |                         |                         |                         |
|  | 170,000,000.00          | 235,000,000.00          | -                       | -                       |
|  | -                       | 236,681,991.63          | -                       | -                       |
|  | 20,722,975.89           | 23,487,048.57           | 34,543,339.29           | 34,543,339.27           |
|  | <b>190,722,975.89</b>   | <b>495,169,040.20</b>   | <b>34,543,339.29</b>    | <b>34,543,339.27</b>    |
|  | <b>1,846,120,439.74</b> | <b>3,035,247,691.60</b> | <b>2,872,197,859.45</b> | <b>1,863,562,929.59</b> |
|  |                         |                         |                         |                         |
|  | 536,548,313.50          | 510,312,197.00          | 487,500,000.00          | 450,000,000.00          |
|  | -                       | 49,401,670.49           | -                       | -                       |
|  | 4,794,143,908.15        | 2,045,095,156.05        | 839,115,113.41          | 622,230,162.41          |
|  | 28,359,000.00           | 28,359,000.00           | -                       | -                       |
|  | -5,613,537.32           | -5,964,567.44           | -                       | -                       |
|  | 220,705,199.31          | 220,705,199.31          | 193,555,355.70          | 168,158,907.37          |
|  | 2,040,621,019.89        | 1,862,201,037.65        | 1,744,901,445.14        | 1,656,733,410.15        |

|  |                       |                       |                       |                       |
|--|-----------------------|-----------------------|-----------------------|-----------------------|
|  | 35,690,337.44         | 145,433,731.51        | 100,075,014.72        | 79,974,931.66         |
|  | -5,224,530.14         | 79,213,541.67         | 27,911,159.88         | 28,246,194.85         |
|  | 6,605,919.76          | 58,260,295.56         | 31,980,999.88         | 15,368,900.18         |
|  | 6,738,729.33          | 5,119,750.54          | 12,524,684.44         | 13,377,822.49         |
|  | 3,105,860.97          | 15,040,420.63         | 16,361,949.96         | 11,176,810.34         |
|  | 2,176,327.71          | -4,288,623.74         | 471,707.68            | 87,550,157.14         |
|  | 2,176,327.71          | 2,614,841.66          | -                     | -                     |
|  | -                     | -379,492.22           | -3,852,732.49         | 6,338,824.71          |
|  | -2,375,065.57         | -68,495,338.01        | -14,697,934.51        | -2,335,927.27         |
|  | 7,456,921.14          | -17,377,891.48        | -15,465,340.85        | -5,195,846.30         |
|  | 712,300.36            | -16,774,163.09        | -7,017,163.75         | -133,999.89           |
|  | <b>203,570,206.48</b> | <b>309,565,895.31</b> | <b>277,249,380.57</b> | <b>279,195,349.55</b> |
|  | 53,541.30             | 6,832,392.47          | 8,293,509.23          | 6,009,680.09          |
|  | 400,239.00            | 2,511,423.80          | 100,000.00            | 60,000.00             |
|  | <b>203,223,508.78</b> | <b>313,886,863.98</b> | <b>285,442,889.80</b> | <b>285,145,029.64</b> |
|  | 24,803,526.54         | 42,388,427.86         | 31,478,406.48         | 16,267,541.81         |
|  | <b>178,419,982.24</b> | <b>271,498,436.12</b> | <b>253,964,483.32</b> | <b>268,877,487.83</b> |
|  | <b>351,030.12</b>     | <b>-5,964,567.44</b>  | -                     | -                     |
|  | <b>178,771,012.36</b> | <b>265,533,868.68</b> | <b>253,964,483.32</b> | <b>268,877,487.83</b> |

6

|  | 2021                  | 2020                    | 2019                    | 2018                    |
|--|-----------------------|-------------------------|-------------------------|-------------------------|
|  |                       |                         |                         |                         |
|  | 574,019,862.46        | 2,930,691,103.16        | 3,257,963,652.31        | 2,473,277,005.45        |
|  | 11,820,559.69         | 19,189,989.89           | 41,213,278.68           | 10,224,768.74           |
|  | 7,083,058.92          | 15,936,272.92           | 26,491,352.92           | 24,805,686.36           |
|  | <b>592,923,481.07</b> | <b>2,965,817,365.97</b> | <b>3,325,668,283.91</b> | <b>2,508,307,460.55</b> |
|  | 348,051,627.48        | 2,805,718,498.72        | 2,682,566,982.27        | 1,603,519,870.71        |
|  | 39,500,091.07         | 156,730,320.57          | 146,295,174.43          | 135,313,519.30          |
|  | 56,710,844.78         | 92,327,401.58           | 46,139,814.03           | 109,569,582.10          |
|  | 52,638,802.22         | 189,974,122.64          | 160,943,583.75          | 133,478,664.56          |

|  |                          |                          |                         |                         |
|--|--------------------------|--------------------------|-------------------------|-------------------------|
|  | <b>496,901,365.55</b>    | <b>3,244,750,343.51</b>  | <b>3,035,945,554.48</b> | <b>1,981,881,636.67</b> |
|  | <b>96,022,115.52</b>     | <b>-278,932,977.54</b>   | <b>289,722,729.43</b>   | <b>526,425,823.88</b>   |
|  | -                        | -                        | -                       | -                       |
|  | -                        | -                        | 1,759,200.00            | 97,285,550.00           |
|  | 712,300.36               | 11,397,687.32            | 3,093,989.93            | 2,825,764.49            |
|  | -                        | -                        | -                       | -                       |
|  | 30,723,813.81            | 258,179,396.36           | 246,772,690.36          | 270,508,983.03          |
|  | <b>31,436,114.17</b>     | <b>269,577,083.68</b>    | <b>251,625,880.29</b>   | <b>370,620,297.52</b>   |
|  | 220,683,907.33           | 287,276,684.06           | 184,514,117.79          | 225,584,953.98          |
|  | 200,000,000.00           | 800,000.00               | 257,000,000.00          | 238,982,321.00          |
|  | 2,084,144,015.14         | 2,126,958,214.27         | 338,217,053.07          | 726,182,465.28          |
|  | <b>2,504,827,922.47</b>  | <b>2,415,034,898.33</b>  | <b>779,731,170.86</b>   | <b>1,190,749,740.26</b> |
|  | <b>-2,473,391,808.30</b> | <b>-2,145,457,814.65</b> | <b>-528,105,290.57</b>  | <b>-820,129,442.74</b>  |
|  |                          |                          |                         |                         |
|  | 2,499,999,996.79         | 28,658,000.00            | 269,700,000.00          | -                       |
|  | 340,574,315.63           | 669,967,570.88           | 1,064,410,735.92        | 408,913,484.01          |
|  | 259,579,011.26           | 1,369,267,749.36         | 168,683,559.31          | 687,483,506.91          |
|  | -                        | 1,444,025,000.00         | -                       | -                       |
|  | <b>3,100,153,323.68</b>  | <b>3,511,918,320.24</b>  | <b>1,502,794,295.23</b> | <b>1,096,396,990.92</b> |
|  | 157,319,006.22           | 764,468,760.28           | 656,619,995.68          | 348,986,756.14          |
|  | 4,504,498.03             | 163,436,592.51           | 176,772,652.43          | 34,029,518.46           |
|  | 453,559,542.54           | 126,294,817.74           | 444,513,969.81          | 426,984,600.29          |

1

2021 3 31

|    |     |  |  |  | 2021 3 31 |        |
|----|-----|--|--|--|-----------|--------|
|    |     |  |  |  |           | %      |
| 1  |     |  |  |  | 100.00    | -      |
| 2  |     |  |  |  | 100.00    | -      |
| 3  |     |  |  |  | 100.00    | -      |
| 4  |     |  |  |  | 100.00    | -      |
| 5  |     |  |  |  | 100.00    | -      |
| 6  | ( ) |  |  |  | 100.00    | -      |
| 7  |     |  |  |  | 100.00    | -      |
| 8  | ( ) |  |  |  | -         | 100.00 |
| 9  | ( ) |  |  |  | -         | 100.00 |
| 10 |     |  |  |  | 100.00    | -      |
| 11 |     |  |  |  | -         | 100.00 |


2

|    |  | 2021 | 2020 | 2019 | 2018 |
|----|--|------|------|------|------|
| 1  |  |      |      |      |      |
| 2  |  |      |      |      |      |
| 3  |  |      |      |      |      |
| 4  |  |      |      |      |      |
| 5  |  |      |      |      |      |
| 6  |  |      |      |      |      |
| 7  |  |      |      |      |      |
| 8  |  |      |      |      |      |
| 9  |  |      |      |      |      |
| 10 |  |      |      |      | -    |
| 11 |  |      |      | -    | -    |

1

1

2010

|  |  | %     |      |      |
|--|--|-------|------|------|
|  |  |       |      |      |
| 2021   |  | 8.85  | 0.40 | 0.40 |
|  |  | 8.77  | 0.39 | 0.39 |
| 2020   |  | 29.46 | 0.83 | 0.81 |
|  |  | 29.29 |      | 0.80 |
| 2019  |  | 17.10 | 0.37 |      |
|  |  | 16.45 | 0.36 | 2019 |

M0

Mi

Mj

2

|   | 2021 3 31   | 2020 12 31  | 2019 12 31  | 2018 12 31  |
|---|-------------|-------------|-------------|-------------|
|   | 2.14        | 1.67        | 1.00        | 1.35        |
|   | 1.91        | 1.53        | 0.89        | 1.19        |
|   | 19.63%      | 39.48%      | 46.80%      | 39.14%      |
|   | 30.92%      | 41.02%      | 51.95%      | 47.24%      |
|   | <b>2021</b> | <b>2020</b> | <b>2019</b> | <b>2018</b> |
|   | 1.70        | 5.02        | 4.99        | 4.61        |
|   | 1.33        | 6.95        | 7.64        | 6.93        |
|   | 45.71       | 14.83       | 8.73        | 6.36        |
|   | 108,080.95  | 235,731.37  | 126,175.99  | 74,743.79   |
| / | 0.06        | 0.83        | 0.26        | 0.24        |

1 2021 1-3

2

1

= ÷

2

= ÷

3

= ÷ ×100%

4

= ÷

5

= ÷

6

÷

7

= + + +

8

/

1

|  | 2021 3 31  | 2020 12 31 | 2019 12 31 | 2018 12 31 |            |        |           |        |
|--|------------|------------|------------|------------|------------|--------|-----------|--------|
|  |            |            |            |            |            |        |           |        |
|  |            |            |            |            |            |        |           |        |
|  | 229,369.44 | 14.67%     | 158,996.70 | 12.96%     | 61,300.04  | 6.53%  | 68,301.90 | 9.82%  |
|  | 110,000.00 | 7.03%      | 40,000.00  | 3.26%      | -          | -      | -         | -      |
|  | 3.99       | 0.00%      | 144.57     | 0.01%      | 111.78     | 0.01%  | 617.24    | 0.09%  |
|  | 52,771.50  | 3.37%      | 54,677.26  | 4.46%      | 197,638.32 | 21.04% | 91,129.45 | 13.11% |
|  | 103,696.57 | 6.63%      | 138,837.36 | 11.32%     | 110,724.56 | 11.79% | 82,119.52 | 11.81% |
|  | 123,708.57 | 7.91%      | 68,453.07  | 5.58%      | -          | -      | -         | -      |
|  | 53,348.42  | 3.41%      | 36,315.44  | 2.96%      | 9,318.35   | 0.99%  | 6,547.48  | 0.94%  |
|  | 2,753.38   | 0.18%      | 2,426.77   | 0.20%      | 368.42     | 0.04%  | 129.68    | 0.02%  |

|  | 2021 3 31    |         | 2020 12 31   |         | 2019 12 31 |         | 2018 12 31 |         |
|--|--------------|---------|--------------|---------|------------|---------|------------|---------|
|  | 81,033.58    | 5.18%   | 47,939.52    | 3.91%   | 48,361.96  | 5.15%   | 37,712.32  | 5.42%   |
|  | 14,007.84    | 0.90%   | 9,136.97     | 0.74%   | 17,451.04  | 1.86%   | 18,166.62  | 2.61%   |
|  | 770,693.28   | 49.29%  | 556,927.67   | 45.40%  | 445,274.47 | 47.41%  | 304,724.21 | 43.82%  |
|  |              |         |              |         |            |         |            |         |
|  | 5,461.98     | 0.35%   | 5,397.02     | 0.44%   | -          | -       | -          | -       |
|  | 1,609.12     | 0.10%   | 1,391.48     | 0.11%   | -          | -       | -          | -       |
|  | 1,987.58     | 0.13%   | 2,023.37     | 0.16%   | 2,166.52   | 0.23%   | 2,309.66   | 0.33%   |
|  | 358,107.91   | 22.90%  | 333,369.82   | 27.18%  | 307,066.52 | 32.69%  | 216,627.59 | 31.15%  |
|  | 259,082.25   | 16.57%  | 193,715.14   | 15.79%  | 93,682.85  | 9.97%   | 96,257.01  | 13.84%  |
|  | 17,381.02    | 1.11%   | 17,380.50    | 1.42%   | 18,893.06  | 2.01%   | -          | -       |
|  | 52,327.19    | 3.35%   | 52,957.00    | 4.32%   | 42,713.05  | 4.55%   | 53,680.99  | 7.72%   |
|  | 671.45       | 0.04%   | 517.57       | 0.04%   | 693.51     | 0.07%   | 277.75     | 0.04%   |
|  | 2,833.11     | 0.18%   | 2,599.05     | 0.21%   | 1,845.86   | 0.20%   | 1,900.57   | 0.27%   |
|  | 93,500.93    | 5.98%   | 60,301.41    | 4.92%   | 26,892.23  | 2.86%   | 19,577.13  | 2.82%   |
|  | 792,962.53   | 50.71%  | 669,652.37   | 54.60%  | 493,953.59 | 52.59%  | 390,630.70 | 56.18%  |
|  | 1,563,655.82 | 100.00% | 1,226,580.04 | 100.00% | 939,228.06 | 100.00% | 695,354.91 | 100.00% |

695,354.91

939,228.06

1,226,580.04

1,563,655.82

43.82%

47.41% 45.40% 49.29%

56.18% 52.59%

54.60% 50.71%

2

|  | 2021 3 31  | 2020 12 31 | 2019 12 31 | 2018 12 31 |
|--|------------|------------|------------|------------|
|  |            |            |            |            |
|  |            |            |            |            |
|  | 48,285.65  | 61,740.20  | 131,627.75 | 45,039.91  |
|  | 9.99%      | 12.27%     | 26.98%     | 13.71%     |
|  | 69.95      | -          | 91.78      | 73.80      |
|  | 0.01%      | -          | 0.02%      | 0.02%      |
|  | 95,666.86  | 71,357.13  | 33,856.29  | 21,983.20  |
|  | 19.78%     | 14.18%     | 6.94%      | 6.69%      |
|  | 134,247.04 | 129,464.35 | 185,470.56 | 121,654.12 |
|  | 27.76%     | 25.73%     | 38.01%     | 37.03%     |
|  | 12,449.54  | 9,117.80   | 2,499.38   | 1,404.24   |
|  | 2.57%      | 1.81%      | 0.51%      | 0.43%      |
|  | 4,754.52   | 4,893.90   | 3,175.83   | 2,622.60   |
|  | 0.98%      | 0.97%      | 0.65%      | 0.80%      |
|  | 25,638.18  | 30,343.21  | 12,935.23  | 8,168.13   |
|  | 5.30%      | 6.03%      | 2.65%      | 2.49%      |
|  | 9,811.32   | 10,081.55  | 4,554.32   | 3,868.14   |
|  | 2.03%      | 2.00%      | 0.93%      | 1.18%      |
|  | 617.15     | 285.62     | 483.17     | 156.27     |
|  | 0.13%      | 0.06%      | 0.10%      | 0.05%      |
|  | 29.90      | 29.90      | -          | -          |
|  | 0.01%      | 0.01%      | -          | -          |
|  | 9,164.27   | 9,766.03   | 4,071.15   | 3,711.87   |
|  | 1.90%      | 1.94%      | 0.83%      | 1.13%      |
|  | 29,570.85  | 16,082.00  | 71,197.78  | 20,190.59  |
|  | 6.12%      | 3.20%      | 14.59%     | 6.15%      |
|  | 360,493.91 | 333,080.14 | 445,408.92 | 225,004.74 |
|  | 74.55%     | 66.20%     | 91.28%     | 68.50%     |
|  |            |            |            |            |
|  | 114,599.25 | 137,501.19 | 28,190.24  | 98,943.94  |
|  | 23.70%     | 27.33%     | 5.78%      | 30.12%     |
|  | -          | 23,668.20  | -          | -          |
|  | -          | 4.70%      | -          | -          |
|  | 1,148.23   | 1,150.81   | 1,101.62   | -          |
|  | 0.24%      | 0.23%      | 0.23%      | -          |
|  | 4,212.83   | 4,401.49   | 8,697.58   | -          |
|  | 0.87%      | 0.87%      | 1.78%      | -          |
|  | 3,092.22   | 3,303.95   | 4,540.86   | 4,540.86   |
|  | 0.64%      | 0.66%      | 0.93%      | 1.38%      |
|  | 123,052.52 | 170,025.64 | 42,530.30  | 103,484.81 |
|  | 25.45%     | 33.80%     | 8.72%      | 31.50%     |
|  | 483,546.44 | 503,105.77 | 487,939.22 | 328,489.54 |
|  | 100.00%    | 100.00%    | 100.00%    | 100.00%    |

328,489.54

487,939.22

503,105.77

483,546.44

68.50% 91.28% 66.20% 74.55%

3

|  | 2021       | 2020       | 2019       | 2018       |
|--|------------|------------|------------|------------|
|  | 205,671.68 | 626,041.78 | 480,680.40 | 306,380.27 |
|  | 96,045.40  | 186,491.83 | 84,595.64  | 45,851.72  |
|  | 96,170.78  | 187,390.80 | 86,267.02  | 46,614.53  |
|  | 83,781.78  | 162,878.38 | 71,724.37  | 40,731.47  |

|            |            |            |            |
|------------|------------|------------|------------|
|            | 306,380.27 | 480,680.40 | 626,041.78 |
| 205,671.68 |            | 40,731.47  | 71,724.37  |
| 162,878.38 | 83,781.78  |            |            |

4

|  | 2021   | 2020   | 2019   | 2018   |
|--|--------|--------|--------|--------|
|  | 2.14   | 1.67   | 1.00   | 1.35   |
|  | 1.91   | 1.53   | 0.89   | 1.19   |
|  | 19.63% | 39.48% | 46.80% | 39.14% |
|  | 30.92% | 41.02% | 51.95% | 47.24% |

5

|  | 2021 | 2020 | 2019 | 2018 |
|--|------|------|------|------|
|  | 1.70 | 5.02 | 4.99 | 4.61 |
|  | 1.33 | 6.95 | 7.64 | 6.93 |

2021 1-3

4.61 4.99 5.02 1.70

6.93 7.64 6.95 1.33

**A**

A

400,000

|   |       |                   |                   |
|---|-------|-------------------|-------------------|
|   |       |                   |                   |
| 1 | 75    | 239,312.70        | 194,500.00        |
| 2 |       | 66,515.96         | 65,800.00         |
| 3 | 1,500 | 20,697.75         | 19,700.00         |
| 4 |       | 120,000.00        | 120,000.00        |
|   |       | <b>446,526.41</b> | <b>400,000.00</b> |

A

[2012]37

3 —

[2013]43

20%

1

80%

2

40%

3

20%



6

2

2021 8 20

2021

H

**2021**

**A**

2021

A

2021

A

12

A

A

2021 8 20