

香港交易及結算所有限公司及香港聯合交易所有限公司對本公告的內容概不負責，對其準確性或完整性亦不發表任何聲明，並明確表示，概不對因本公告全部或任何部分內容而產生或因依賴該等內容而引致的任何損失承擔任何責任。



**福萊特玻璃集團股份有限公司**

**Flat Glass Group Co., Ltd.**

(於中華人民共和國註冊成立的股份有限公司)

(股份代號：6865)

## 海外監管公告

本公告乃由福萊特玻璃集團股份有限公司(「本公司」)根據香港聯合交易所有限公司證券上市規則第13.10B條作出。

以下為本公司於上海證券交易所網站刊登之《福萊特玻璃集團股份有限公司2023年度環境、社會及管治報告》，僅供參閱。

承董事會命  
福萊特玻璃集團股份有限公司  
董事長  
阮洪良

中國浙江省嘉興市，二零二四年三月二十六日





ESG

ESG

ESG

ESG

ESG

8

2021

2023 12 31

ESG

2

1

2023 12


3

ESG

ESG

ESG

2023 1 1 2023 12 31



ESG

ESG

ESG



# ESG



2,152,371

9.45

305,181

2.10

= - + / + + +



8,337

71.45 %

28.55 %

230.61

390



8.97 /

6.04 /

+

2.58 /

0.09 /

15.25 /



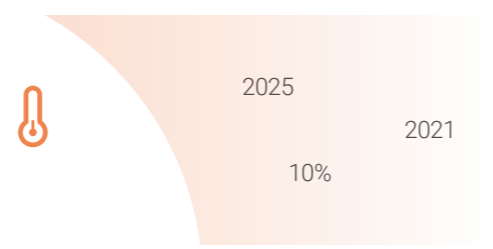



ESG

2022  
2023

ESG

ESG



2023  
ESG

ESG

2023

ESG

ESG

- 
- 
- 
- 

• 2022

- 

• 2021 A

• 2 1,600

• 2022 OFAC

- 

• 2023  
• 2023 ESG

- 

B

/



- 
- 
- 

e

/



- 
- 
- 
- 



B

- 
- 
- 




- 
- 



- 
- 
-







2023

2 --

International Sustainability Standards Board ISSB  
IFRS S2

- " " ESG
- ESG
- 

- 
- 
- 

- IFRS S2
- 
- " "
- 
- 
- ESG




---

			ESG

	/		


2023



	2021	2025	10%
		2023	38.492MW, 250
			2.8

2021	2022	2023
10.46	8.16	8.97

2023

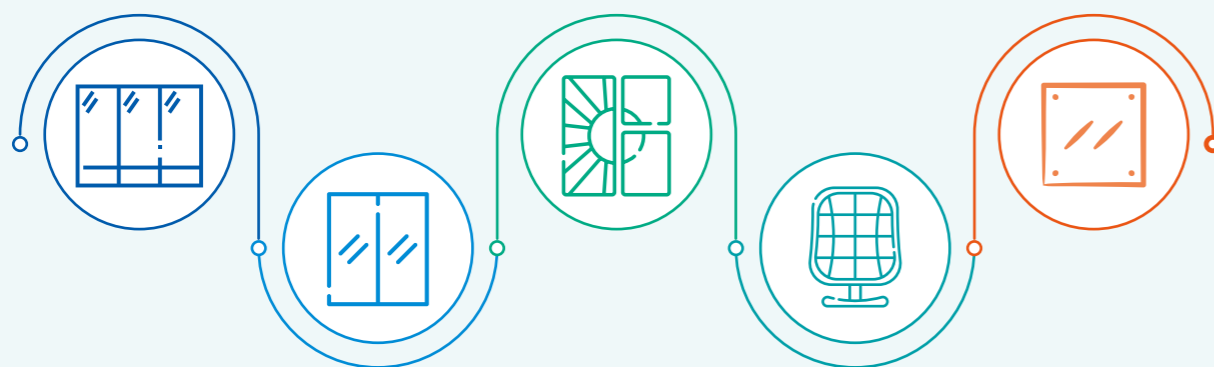
国家级绿色工厂

 **TOP 10**
 **450GW**

 **3**
 **1**

2023

2023



2021	408,417,461.35	8,713,228,065.59	4.69%
2022	523,230,185.51	15,460,843,227.36	3.38%
2023	596,750,492.70	21,523,708,522.42	2.77%


2021	7,121.64	8,713.23	81.73%
2022	13,681.80	15,460.84	88.49%
2023	19,676.53	21,523.71	91.42%

2023

2023

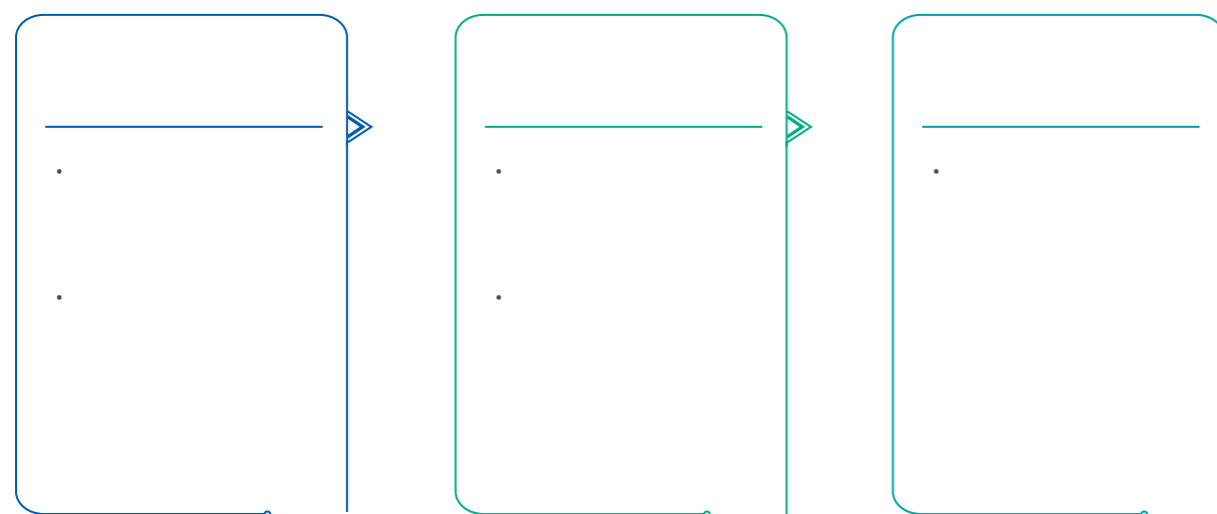


•	GB/T34328-2017
•	1 GB/T30984.1-2015
•	GB30252-2013
•	JC/T2170-2013
•	GB/T37896-2019
•	GB/T37240-2018
•	1 : T/ZBH017-2020
•	2 : T/ZBH018-2020
•	T/CIET263-2023
•	3
•	T/ZBH026-2023
•	4 T/ZBH027-2023



2023

2023




--



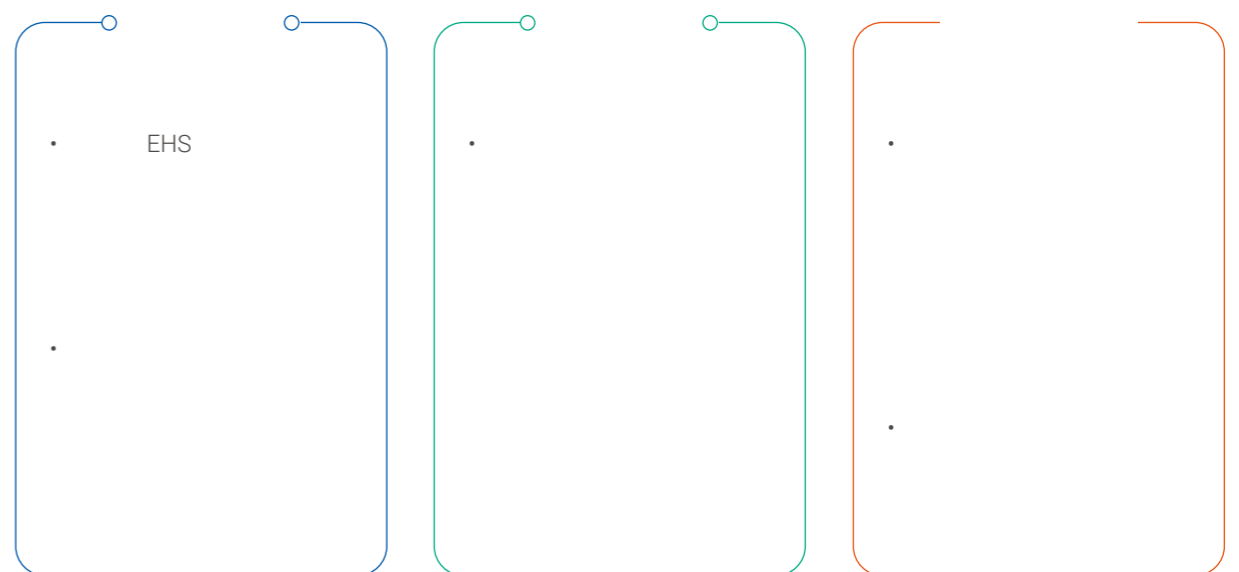
SO<sub>2</sub> NO<sub>x</sub>

COD<sub>cr</sub>



2023

2023



案例

2023 9

" 6# "



ISO14001:2015

2023

100%

GB/T24001-2016/ISO14001:2015	2025.5.4
GB/T24001-2016/ISO14001:2015	2024.8.9
GB/T24001-2016/ISO14001:2015	2025.4.13
GB/T24001-2016/ISO14001:2015	2026.6.28
ISO14001:2015	2027.1.18


2023

2023 2023 -2025


ESG

ESG

ESG



2023				
•				
•	VOC <sub>s</sub>	VOC <sub>s</sub>		99.9%
•				
•	"	"	1,200 KWh	
	1,164	36	18	



2023




---



---



---



---




---



---



---



---

2023	
•	
•	
•	0
•	
•	
•	

2023

	2022	2023	2022
	26,643	32,825	23.2%
	215	190	-11.6%
/	17.23	15.25	-11.5%
/	0.14	0.09	-37.0%

2023	"	"
	"	"

# 02



# 凝心聚力 共促发展

本章回应议题：



ILO)

2023

2023

2023

8,240

2023



- 
- 
- 



- 



- 
- 

5

40

100%

2023

5,220

2022

2023

95.38%

2023

2023

100%

案例

2023

2023 9 21

2023 17



2023

案例

2023 3 4

70



2023


2023

478

案例


2023 6 22

2023 5 4



案例

“ ”  
2023 8 25 “ ”



“ ” 6S  
2023 “ ” 0” “ 0” “ 0”  
9 2023

案例

“ ”  
2023 11 25 “ ”




2023

- 
- 
- 
- 
-

案例

2023 5 25

60

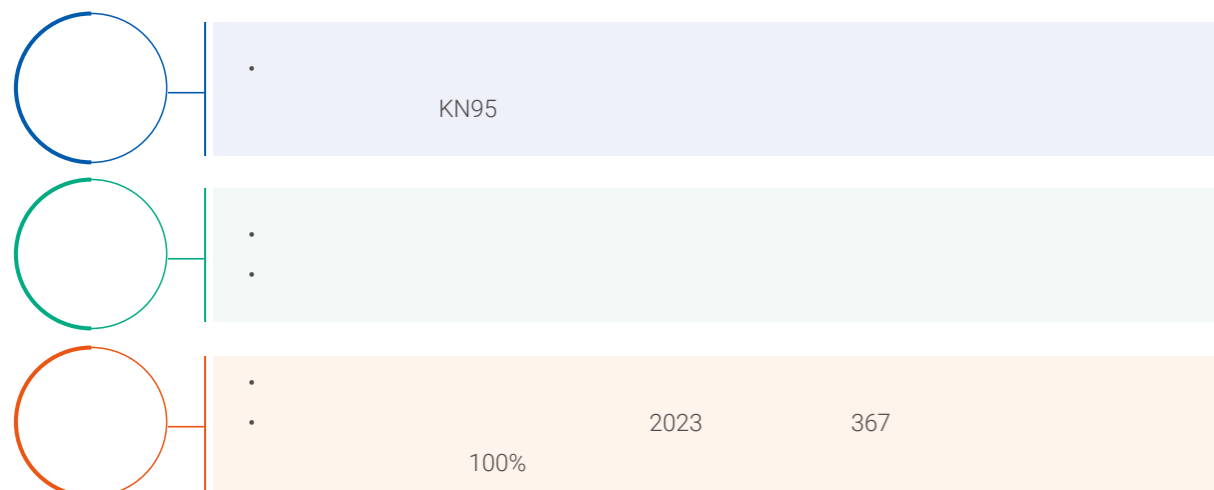


GB/T 45001-2020/ISO 45001:2018  
1999

100%

2023

2023



案例

2023 11 24

11



ESG

ESG

ESG

2023

2023

2023

1,384

2023

261.5

案例

2023 3 30

076 NMD01DSy1gFQ86461Cs,x2e8Syx( iS32E0RFQ8 tl.A(BVDSe, IL (006 SiTS8dE0dPPCC8I 8AV6185PIB6PSDra4Ab8Pi6.H9HVg.yuVyt9TCjD8abPT8abPag24g82D.228D0TP6HA6DCg9H8A4

2023

A

300

2023

2020

1,060,000

2023


230.61

案例

2023 11 24 12

案例

2023 100 20



案例

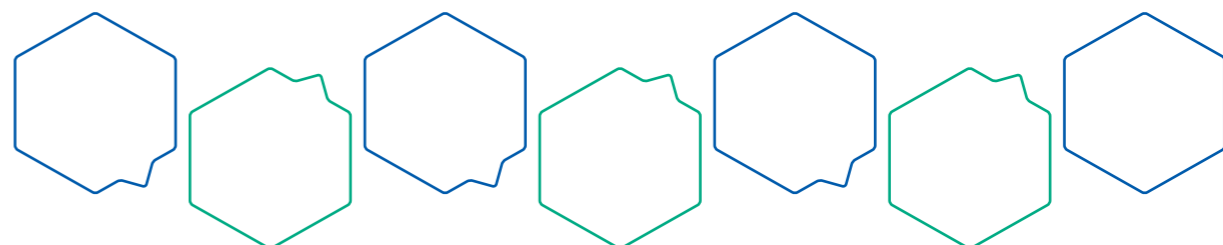



# 创新领航, 匠心质优


本章回应议题:



2023







2023

01



- 500
- 
- ESG



02



- 6
- 



- 
- 



2023

100%


97.32%

97.8%

案例

2023 11 29

Glasstech Asia



2023

CRM

2023

2023

ESG

ESG


ESG

# 03











2023  
36

A

109 H



2022-2024




2023

	>
	>
	>
	>
	>
	>





2023 100%



案例

**2023**

2023 6 27 500 2023 12 8 600 2023

2023

2023  
2023

领域	公司遵守的主要法律法规名称			遵守情况
	36/2005/QH11 QH13	54/2014/QH13 59/2020/QH14	107/2016/	
	50/2005/QH11 22/2018/ND-CP	103/2006/ND-CP 42/2019/QH14	211/2016/TT-BTC	
	2-2020-QH14 01-2022-TT-BTNMT	06-2022-ND-CP 02-2022-TT-BTNMT	08-2022-ND-CP	
	58_2014_QH13	45_2019_QH14_		
	84_2015_QH13 ND-CP	39_2016_ND-CP 58_2020_ND-CP	44_2016_ 88_2020_ND-CP	

## ESG 数据绩效表

	2021	2022	2023
	871,323	1,546,084	2,152,371
	238,022	215,288	305,181
	5.50	6.54	9.45
1	1.46	1.47	2.10

1 = + / + + +

	2021	2022	2023
2	7,983,011	10,496,194	16,243,656 <sup>1</sup>
	/	9.16	6.79
3	1,126,902	2,112,509	3,058,868
	/	1.29	1.37
	5,924,632	8,825,732	12,995,772
	/	6.8	5.7
	6,096,661	4,045,051	4,288,738
	11,758,631,347	20,318,513,110	30,771,623,657
NO <sub>x</sub>	2,413,011	3,487,232	2,912,232
SO <sub>2</sub>	938,396	2,649,823	2,503,965
PM	121,042	248,975	214,692
	2,636,345	3,169,111	5,248,046
	/	3	2
	/	5	5
(COD)	178	139	158
	397	215	190
	/	0.46	0.14
	19,865	26,643	32,825
	/	22.80	17.23
4	1,888,853	2,541,120	3,797,901

	2021	2022	2023
5	654,730	1,204,764	1,744,473
+	2,543,583	3,745,884	5,542,373
	/	2.92	2.42
	3,075	5,686	8,609
	/	0.0035	0.0037
			0.004

[1]. 2022

[2]. 2017 2021 2021

[3].

[4]. T32151.7-2015 7 GB/

[5]. 0.5810kgCO<sub>2</sub>/kWh 2022 2023 2021 2023 2022 0.5703kgCO<sub>2</sub>/kWh

## 员工人数

	2021	2022	2023
1	5,734	7,766	8,337
	4,109	5,506	5,957
	1,625	2,260	2,380
	5,679	7,693	8,240
2	55	73	97
3	>50	400	514
	30 50	3,449	4,689
	<30	1,830	2,490
4	4,741	6,841	7,402
	938	852	838

[1].

[2].

[3].

[4].

## 雇佣与劳工常规绩效

			2021	2022	2023	
			0	0	0	
			0	0	0	
			1 <sup>1</sup>	0	0	
		<sup>2</sup>	1,769	1,051	1,532	
			1,274	659	990	
			495	392	542	
			1,769	954	1,487	
			0	97	45	
		>50	78	78	93	
		30 50	849	494	907	
		<30	842	479	532	
			1,381	746	1,325	
			388	305	207	
		<sup>3</sup>	%	30.85	13.53	18.38
			%	31.01	11.97	16.62
			%	30.46	17.35	22.77
			%	31.15	12.40	18.05
			%	-	132.88	46.39
		>50	%	19.50	15.18	15.90
		30 50	%	24.62	10.54	17.81
		<30	%	46.01	19.24	20.77
			%	29.13	10.90	17.90
			%	41.36	35.80	24.70

供应链管理绩效

	2021	2022	2023
1	1,262	2,427	2,450
	1,098	2,163	1,983
2	164	264	467

[1]. 2022 2021

[2]. 2023 2022 2023

产品责任绩效

	2021	2022	2023
%	0	0	0
1	1,230	699	588
2 %	100	100	100
	40,842	52,323	59,675
	515	794	1,127
	177	191	213
	1	20	25
	37	12	22

[1]. 2022

- a.
- b.
- c. 100%
- d.

[2]. = / × 100%

反贪污绩效

	2021	2022	2023
	1	2	2
	2	4	4
%	100	100	100
	0.06	0.48	0.23
%	3.04	16.18	13.71
	0	0	0

社区投资绩效

	2021	2022	2023
/	70	670	130
	40	2,920 <sup>1</sup>	390
	148.6	360.28	230.61
	0	5	0
	0	0	0
	0	0	0
	100	45.3	90
	48.6	309.98	140.61

[1]. 2022 ,

## 报告标准索引表

B	
ESG	
C	
A.	B3.
<b>A1.</b>	B3.1 ESG
A1.1 ESG	B3.2 ESG
A1.2 ESG	<b>B4.</b>
A1.3 ESG	B4.1
A1.4 ESG	B4.2
A1.5	<b>B5.</b>
A1.6	B5.1 ESG
<b>A2.</b>	B5.2
A2.1 ESG	B5.3
A2.2 ESG	B5.4
A2.3	<b>B6.</b>
A2.4	B6.1 ESG
A2.5 ESG	B6.2 ESG
<b>A3.</b>	B6.3
A3.1	B6.4
<b>A4.</b>	B6.5
A4.1	<b>B7.</b>
<b>B.</b>	B7.1 ESG
<b>B1.</b>	B7.2
B1.1 ESG	B7.3 ESG
B1.2 ESG	<b>B8.</b>
<b>B2.</b>	B8.1 ESG
B2.1 ESG	B8.2 ESG
B2.2 ESG	
B2.3	

## 1

8.1	
8.2	
8.3	ESG
8.4	ESG
8.5	
8.6	
8.6	
8.6	
8.7	
8.8	
8.8	
8.8	
8.8	
8.8	
8.8	
8.8	
8.8	
8.8	

8.9

ESG

8.10

8.10

8.10

8.10

8.10

8.10

8.11

8.12

8.12

8.12

8.12

8.13

8.13

8.13

8.13

8.14

8.14

8.14

8.14

8.15



1999

0573-82793013  
0573-82793015  
[flat@flatgroup.com.cn](mailto:flat@flatgroup.com.cn)